


Vehicle: [Retail] 2020 Chevrolet Silverado 1500 (CK10543) 4WD Crew Cab 147" Custom Trail Boss ( Complete)

Window Sticker

SUMMARY

[Retail] 2020 Chevrolet Silverado 1500 (CK10543) 4WD Crew Cab 147" Custom Trail Boss MSRP:\$45,898.00

Interior:Jet Black, Cloth seat trim

Exterior 1:Shadow Grey Metallic

Exterior 2:No colour has been selected.

Engine, 5.3L EcoTec3 V8


Transmission, 6-speed automatic, electronically controlled

OPTIONS

CODE	MODEL	MSRP
CK10543	[Retail] 2020 Chevrolet Silverado 1500 (CK10543) 4WD Crew Cab 147" Custom Trail Boss	\$45,898.00
OPTIONS		
2CX	Custom Trail Boss Preferred Equipment Group	\$0.00
A52	Seats, front 40/20/40 split-bench	\$0.00
BTB	Remote vehicle starter system	Inc.
C49	Defogger, rear-window electric	Inc.
C5W	GVWR, 7000 lbs. (3175 kg)	Inc.
CGN	Chevytec spray-on bedliner, Black with Chevrolet logo	\$600.00
GJI	Shadow Grey Metallic	\$495.00
GU6	Rear axle, 3.42 ratio	\$0.00
H1T	Jet Black, Cloth seat trim	\$0.00
IOR	Audio System, Chevrolet Infotainment 3 System, 7" diagonal colour touchscreen, AM/FM stereo	\$0.00
JL1	Trailer brake controller, integrated	\$350.00
K05	Engine block heater	\$195.00
KNP	Cooling, auxiliary external transmission oil cooler	Inc.
L82	Engine, 5.3L EcoTec3 V8	\$1,845.00
MYC	Transmission, 6-speed automatic, electronically controlled	\$0.00
N10	Exhaust, dual with polished outlets	Inc.
PCX	Custom Convenience Package	\$950.00



This document contains information considered Confidential between GM and its Clients uniquely. The information provided is not intended for public disclosure. Prices, specifications, and availability are subject to change without notice, and do not include certain fees, taxes and charges that may be required by law or vary by manufacturer or region. Performance figures are guidelines only, and actual performance may vary. Photos may not represent actual vehicles or exact configurations. Content based on report preparer's input is subject to the accuracy of the input provided.
Data Version: 11422. Data Updated: 9-Jan-2020 10:20:00 PST PM.

Vehicle: [Retail] 2020 Chevrolet Silverado 1500 (CK10543) 4WD Crew Cab 147" Custom Trail Boss (Complete) 

QT5	Tailgate, gate function manual with EZ Lift	Inc.	
R3O	Tires, LT275/65R18C MT blackwall Goodyear Wrangler DuraTrac		\$0.00
R7O	Seat, Cloth Rear with Storage Package		\$260.00
RD1	Wheels, 18" x 8.5" (45.7 cm x 21.6 cm) High gloss Black painted aluminum		\$0.00
RVS	LPO, Assist steps - 4" Black - round		\$900.00
SFE	LPO, Wheel locks, set of 4		\$80.00
U2K	SiriusXM	Inc.	
UE1	OnStar and Chevrolet connected services capable	Inc.	
UF2	LED Cargo Area Lighting	Inc.	
UTJ	Theft-deterrent system, unauthorized entry	Inc.	
VV4	4G LTE Wi-Fi Hotspot capable	Inc.	
XCQ	Tire, spare 265/70R17SL all-season, blackwall	Inc.	
ZLA	Infotainment Package		\$655.00
—	Battery, heavy-duty 720 cold-cranking amps/80 Amp-hr, maintenance-free	Inc.	
—	Compass	Inc.	
—	Chevrolet Connected Access capable	Inc.	
—	Federal air conditioning excise tax		\$100.00
SUBTOTAL			\$52,228.00
Adjustments Total			\$0.00
Total Tax			\$100.00
Destination Charge			\$1,900.00
TOTAL PRICE			\$54,228.00

FUEL ECONOMY


Est City:16.7 (Est) L/100 km

Est Highway:13.1 (Est) L/100 km

Est Highway Cruising Range:694.28 km



This document contains information considered Confidential between GM and its Clients uniquely. The information provided is not intended for public disclosure. Prices, specifications, and availability are subject to change without notice, and do not include certain fees, taxes and charges that may be required by law or vary by manufacturer or region. Performance figures are guidelines only, and actual performance may vary. Photos may not represent actual vehicles or exact configurations. Content based on report preparer's input is subject to the accuracy of the input provided.
Data Version: 11422. Data Updated: 9-Jan-2020 10:20:00 PST PM.

Vehicle: [Retail] 2020 Chevrolet Silverado 1500 (CK10543) 4WD Crew Cab 147" Custom Trail Boss (Complete) 

Standard Equipment

Package

Trailering Package includes trailer hitch, 7-pin and 4-pin connectors and (CTT) Hitch Guidance

Suspension Package, Z71 Off-Road equipment with 2" lift. Includes (Z7X) Off-Road suspension with 2" lift and monotube shocks, (JHD) Hill Descent Control, (NZZ) skid plates, (K47) heavy-duty air cleaner and Z71 hard badge

Mechanical

Durabed, pickup bed

Engine, 4.3L EcoTec3 V6 with Active Fuel Management, (285 hp [212 kW] @ 5300 rpm, 305 lb-ft of torque [413 Nm] @ 3900 rpm) (STD)

Transmission, 6-speed automatic, electronically controlled with overdrive and tow/haul mode. Includes Cruise Grade Braking and Powertrain Grade Braking (STD)

Rear axle, 3.42 ratio

GVWR, 6900 lbs. (3130 kg) (STD) (Crew Cab models require (LV3) 4.3L EcoTec3 V6 engine.)

Hill Descent Control

Transfer case, two-speed electronic Autotrac with rotary dial control (4WD models only)

Differential, heavy-duty locking rear

Four wheel drive

Cooling, external engine oil cooler

Air filter, high-capacity

Battery, heavy-duty 730 cold-cranking amps/70 Amp-hr, maintenance-free with rundown protection and retained accessory power (Included and only available with (LV3) 4.3L EcoTec3 V6 engine.)

Alternator, 170 amps

Hitch Guidance

Skid Plates

Frame, fully-boxed, hydroformed front section

Steering, Electric Power Steering (EPS) assist, rack-and-pinion

Brakes, 4-wheel antilock, 4-wheel disc with DURALIFE rotors


Brake lining wear indicator

Capless Fuel Fill

Exhaust, single outlet (Requires (LV3) 4.3L EcoTec3 V6 engine. Includes (VQZ) polished exhaust tip, LPO.)



This document contains information considered Confidential between GM and its Clients uniquely. The information provided is not intended for public disclosure. Prices, specifications, and availability are subject to change without notice, and do not include certain fees, taxes and charges that may be required by law or vary by manufacturer or region. Performance figures are guidelines only, and actual performance may vary. Photos may not represent actual vehicles or exact configurations. Content based on report preparer's input is subject to the accuracy of the input provided.
Data Version: 11422. Data Updated: 9-Jan-2020 10:20:00 PST PM.

Vehicle: [Retail] 2020 Chevrolet Silverado 1500 (CK10543) 4WD Crew Cab 147" Custom Trail Boss (Complete) 

Exterior

Wheels, 18" x 8.5" (45.7 cm x 21.6 cm) High gloss Black painted aluminum (STD)

Tires, LT275/65R18C MT blackwall Goodyear Wrangler DuraTrac (STD)

Tire, spare 265/70R17SL all-season, blackwall (STD)

Tire carrier lock, keyed cylinder lock that utilizes same key as ignition and door

Bumper, front (High gloss black.)

Bumper, rear (High gloss black.)

CornerStep, rear bumper

Recovery hooks, performance Red

Cargo tie downs (12), fixed rated at 500 lbs (226.8 kg) per corner

Grille (High gloss Black bars with mesh inserts.)

Headlamps, halogen reflector with halogen Daytime Running Lamps

Lamps, cargo area, cab mounted integrated with centre high mount stop lamp, with switch in bank on left side of steering wheel

Taillamps, LED with signature

Mirrors, outside heated power-adjustable

Glass, deep-tinted

Door handles, Black

Tailgate and bed rail protection cap, top

Tailgate, locking utilizes same key as ignition and door (Upgraded to (QT5) EZ Lift power lock and release tailgate when (PCX) Custom Convenience Package is ordered.)

Tailgate, gate function manual no EZ lift

LPO, Polished exhaust tip (dealer-installed) (Included and only available with (LV3) 4.3L EcoTec3 V6 engine.)

Entertainment

Audio System, Chevrolet Infotainment 3 System, 7" diagonal colour touchscreen, AM/FM stereo Additional features for compatible phones include: Bluetooth audio streaming for 2 active devices, voice command pass-through to phone, Apple CarPlay and Android Auto capable (STD)

Audio system feature, 6-speaker system

Bluetooth for phone, connectivity to vehicle infotainment system

Interior

Seats, front 40/20/40 split-bench (STD)

Seat trim, Cloth



This document contains information considered Confidential between GM and its Clients uniquely. The information provided is not intended for public disclosure. Prices, specifications, and availability are subject to change without notice, and do not include certain fees, taxes and charges that may be required by law or vary by manufacturer or region. Performance figures are guidelines only, and actual performance may vary. Photos may not represent actual vehicles or exact configurations. Content based on report preparer's input is subject to the accuracy of the input provided.
Data Version: 11422. Data Updated: 9-Jan-2020 10:20:00 PST PM.

Vehicle: [Retail] 2020 Chevrolet Silverado 1500 (CK10543) 4WD Crew Cab 147" Custom Trail Boss (✔ Complete)

Interior

Seat adjuster, driver 4-way manual
Seat adjuster, passenger 4-way manual
Seat, rear 60/40 folding bench (folds up), 3-passenger (includes child seat top tether anchor)
Floor covering, colour-keyed carpeting
Floor mats, rubberized vinyl, front (Deleted when LPO floor liners are ordered.)
Floor mats, rubberized vinyl rear (Deleted when LPO floor liners are ordered.)
Steering wheel, urethane
Steering column, Tilt-Wheel, manual with wheel locking security feature
Instrument cluster, 6-gauge cluster featuring speedometer, fuel level, engine temperature, tachometer, voltage and oil pressure
Driver Information Centre, 3.5" diagonal monochrome display
Exterior Temperature Display located in radio display
Rear Seat Reminder
Windows, power front, drivers express up/down
Windows, power front, passenger express down
Windows, power rear, express down
Door locks, power
Remote Keyless Entry, with 2 transmitters
Cruise control, electronic with set and resume speed, steering wheel-mounted
USB port, located on instrument panel
Air conditioning, single-zone
Air vents, rear, heating/cooling
Power outlet, front auxiliary, 12-volt
Mirror, inside rearview, manual tilt
Assist handles front A-pillar mounted for driver and passenger, rear B-pillar mounted

Safety-Mechanical

StabiliTrak, stability control system with Proactive Roll Avoidance and traction control, includes electronic trailer sway control and hill start assist

Safety-Exterior

Daytime Running Lamps with automatic exterior lamp control



This document contains information considered Confidential between GM and its Clients uniquely. The information provided is not intended for public disclosure. Prices, specifications, and availability are subject to change without notice, and do not include certain fees, taxes and charges that may be required by law or vary by manufacturer or region. Performance figures are guidelines only, and actual performance may vary. Photos may not represent actual vehicles or exact configurations. Content based on report preparer's input is subject to the accuracy of the input provided.
Data Version: 11422. Data Updated: 9-Jan-2020 10:20:00 PST PM.

Vehicle: [Retail] 2020 Chevrolet Silverado 1500 (CK10543) 4WD Crew Cab 147" Custom Trail Boss (✓ Complete)

Safety-Interior

Airbags, dual-stage frontal airbags for driver and front outboard passenger; Seat-mounted side-impact airbags for driver and front outboard passenger; Head-curtain airbags for front and rear outboard seating positions; Includes front outboard Passenger Sensing System for frontal outboard passenger airbag

Rear Vision Camera

Teen Driver a configurable feature that lets you activate customizable vehicle settings associated with a key fob, to help encourage safe driving behaviour. It can limit certain available vehicle features, and it prevents certain safety systems from being turned off. An in-vehicle report card gives you information on your teen's driving habits and helps you to continue to coach your new driver

Tire Pressure Monitoring System with Tire Fill Alert (does not apply to spare tire)

WARRANTY

Warranty Note: <<< Preliminary 2020 Warranty Note >>>

Basic Years: 3

Basic Miles/km: 60,000

Drivetrain Years: 5

Drivetrain Miles/km: 100,000

Drivetrain Note: Certain Commercial and/or Government Fleet vehicles: 5 years/160,000 km

Corrosion Years (Rust-Through): 6

Corrosion Years: 3

Corrosion Miles/km (Rust-Through): 160,000

Corrosion Miles/km: 60,000

Roadside Assistance Years: 5

Roadside Assistance Miles/km: 100,000

Roadside Assistance Note: Certain Commercial and/or Government Fleet vehicles: 5 years/160,000 km

Technical Specifications


Powertrain

Transmission

Drivetrain	Four Wheel Drive	Trans Order Code	MYC
Trans Type	6	Trans Description Cont.	Automatic
Trans Description Cont. Again	N/A	First Gear Ratio (:1)	4.03
Second Gear Ratio (:1)	2.36	Third Gear Ratio (:1)	1.53
Fourth Gear Ratio (:1)	1.15	Fifth Gear Ratio (:1)	0.85
Sixth Gear Ratio (:1)	0.67	Reverse Ratio (:1)	3.06
Clutch Size	N/A	Trans Power Take Off	N/A
Final Drive Axle Ratio (:1)	N/A	Transfer Case Model	Magna MP3023/4
Transfer Case Gear Ratio (:1), High	N/A	Transfer Case Gear Ratio (:1), Low	2.69
Transfer Case Power Take Off	N/A		



This document contains information considered Confidential between GM and its Clients uniquely. The information provided is not intended for public disclosure. Prices, specifications, and availability are subject to change without notice, and do not include certain fees, taxes and charges that may be required by law or vary by manufacturer or region. Performance figures are guidelines only, and actual performance may vary. Photos may not represent actual vehicles or exact configurations. Content based on report preparer's input is subject to the accuracy of the input provided.
Data Version: 11422. Data Updated: 9-Jan-2020 10:20:00 PST PM.

Vehicle: [Retail] 2020 Chevrolet Silverado 1500 (CK10543) 4WD Crew Cab 147" Custom Trail Boss ( Complete)

Powertrain

Transmission

Mileage

EnerGuide Estimate - City	16.7 (Est) L/100 km	EnerGuide Estimate - Hwy	13.1 (Est) L/100 km
Cruising Range - City	544.62 km	Cruising Range - Hwy	694.28 km

Engine

Engine Order Code	L82	Engine Type	Gas V8
Displacement	5.3L/-TBD-	Fuel System	Direct Injection
SAE Net Horsepower @ RPM	355 @ 5600	SAE Net Torque @ RPM	383 @ 4100
Engine Oil Cooler	N/A		

Electrical

Cold Cranking Amps @ 0° F (Primary)	720	Cold Cranking Amps @ 0° F (2nd)	N/A
Maximum Alternator Capacity (amps)	170	Cold Cranking Amps @ 0° F (3rd)	N/A

Cooling System

Total Cooling System Capacity	N/A
-------------------------------	-----

Vehicle

Emissions

Kg/yr of CO2 Emissions @ 20K km/year	N/A	G/km Of CO2 Emissions	354 (Est)
--------------------------------------	-----	-----------------------	-----------

Chassis

Weight Information

Standard Weight - Front	14.97 kg	Standard Weight - Rear	32.66 kg
Gross Axle Wt Rating - Front	1,723.68 kg	Gross Axle Wt Rating - Rear	1,723.68 kg
Curb Weight - Front	1,287.77 kg	Curb Weight - Rear	896.31 kg
Option Weight - Front	55.34 kg	Option Weight - Rear	44.91 kg
Reserve Axle Capacity - Front	365.6 kg	Reserve Axle Capacity - Rear	749.8 kg
As Spec'd Curb Weight	2,331.96 kg	As Spec'd Payload	843.24 kg



This document contains information considered Confidential between GM and its Clients uniquely. The information provided is not intended for public disclosure. Prices, specifications, and availability are subject to change without notice, and do not include certain fees, taxes and charges that may be required by law or vary by manufacturer or region. Performance figures are guidelines only, and actual performance may vary. Photos may not represent actual vehicles or exact configurations. Content based on report preparer's input is subject to the accuracy of the input provided.
Data Version: 11422. Data Updated: 9-Jan-2020 10:20:00 PST PM.

Vehicle: [Retail] 2020 Chevrolet Silverado 1500 (CK10543) 4WD Crew Cab 147" Custom Trail Boss (✔ Complete)

Chassis

Weight Information

Maximum Payload Capacity	991.12 kg	Gross Combined Wt Rating	6,804 kg
Gross Axle Weight Rating	3,447.36 kg	Curb Weight	2,184.08 kg
Reserve Axle Capacity	1,115.4 kg	Total Option Weight	100.25 kg
Payload Weight Front	0 kg	Payload Weight Rear	0 kg
Gross Vehicle Weight Rating	3,175.2 kg		

Trailer

Dead Weight Hitch - Max Trailer Wt.	2,268 kg	Dead Weight Hitch - Max Tongue Wt.	226.8 kg
Wt Distributing Hitch - Max Trailer Wt.	4,309.2 kg	Wt Distributing Hitch - Max Tongue Wt.	430.92 kg
Maximum Trailering Capacity	4,309.2 kg		

Frame

Frame Type	N/A	Sect Modulus Rails Only	N/A
Frame RBM	N/A	Frame Strength	N/A
Frame Thickness	N/A		

Suspension


Suspension Type - Front	N/A	Suspension Type - Rear	N/A
Spring Capacity - Front	N/A	Spring Capacity - Rear	N/A
Axle Type - Front	N/A	Axle Type - Rear	N/A
Axle Capacity - Front	N/A	Axle Capacity - Rear	N/A
Axle Ratio (:1) - Front	3.42	Axle Ratio (:1) - Rear	3.42
Shock Absorber Diameter - Front	50.0 mm	Shock Absorber Diameter - Rear	51.0 mm
Stabilizer Bar Diameter - Front	33.02 mm	Stabilizer Bar Diameter - Rear	N/A

Tires

Front Tire Order Code	R3O	Rear Tire Order Code	R3O
Spare Tire Order Code	XCQ	Front Tire Size	LT275/65R18C
Rear Tire Size	LT275/65R18C	Spare Tire Size	265/70R17SL



This document contains information considered Confidential between GM and its Clients uniquely. The information provided is not intended for public disclosure. Prices, specifications, and availability are subject to change without notice, and do not include certain fees, taxes and charges that may be required by law or vary by manufacturer or region. Performance figures are guidelines only, and actual performance may vary. Photos may not represent actual vehicles or exact configurations. Content based on report preparer's input is subject to the accuracy of the input provided.
Data Version: 11422. Data Updated: 9-Jan-2020 10:20:00 PST PM.

Vehicle: [Retail] 2020 Chevrolet Silverado 1500 (CK10543) 4WD Crew Cab 147" Custom Trail Boss (Complete) 

Chassis

Tires

Front Tire Capacity	N/A	Rear Tire Capacity	N/A
Spare Tire Capacity	N/A	Revolutions/Mile @ 45 mph - Front	N/A
Revolutions/Mile @ 45 mph - Rear	N/A	Revolutions/Mile @ 45 mph - Spare	N/A

Wheels

Front Wheel Size	18.5" x 8.5" mm	Rear Wheel Size	18.5" x 8.5" mm
Spare Wheel Size	N/A	Front Wheel Material	Aluminum
Rear Wheel Material	Aluminum	Spare Wheel Material	N/A

Steering

Steering Type	Electric Rack & Pinion	Steering Ratio (:1), On Centre	N/A
Steering Ratio (:1), At Lock	N/A	Turning Diameter - Curb to Curb	14.11 m
Turning Diameter - Wall to Wall	N/A		

Brakes

Brake Type	Pwr	Brake ABS System	4-Wheel
Brake ABS System (Second Line)	N/A	Disc - Front (Yes or)	Yes
Disc - Rear (Yes or)	Yes	Front Brake Rotor Diam x Thickness	N/A
Rear Brake Rotor Diam x Thickness	N/A	Drum - Rear (Yes or)	N/A
Rear Drum Diam x Width	N/A		

Fuel Tank

Fuel Tank Capacity, Approx	91 L	Aux Fuel Tank Capacity, Approx	N/A
Fuel Tank Location	N/A	Aux Fuel Tank Location	N/A

Dimensions

Interior Dimensions

Passenger Capacity	6	Front Head Room	1,092.96 mm
Front Leg Room	1,131.06 mm	Front Shoulder Room	1,676.91 mm
Front Hip Room	1,553.97 mm	Second Head Room	1,019.05 mm



This document contains information considered Confidential between GM and its Clients uniquely. The information provided is not intended for public disclosure. Prices, specifications, and availability are subject to change without notice, and do not include certain fees, taxes and charges that may be required by law or vary by manufacturer or region. Performance figures are guidelines only, and actual performance may vary. Photos may not represent actual vehicles or exact configurations. Content based on report preparer's input is subject to the accuracy of the input provided.
Data Version: 11422. Data Updated: 9-Jan-2020 10:20:00 PST PM.

Vehicle: [Retail] 2020 Chevrolet Silverado 1500 (CK10543) 4WD Crew Cab 147" Custom Trail Boss ( Complete)

Dimensions

Interior Dimensions

Second Leg Room	1,102.36 mm	Second Shoulder Room	1,655.06 mm
Second Hip Room	1,530.1 mm		

Exterior Dimensions

Wheelbase	3,747.26 mm	Length, Overall w/o rear bumper	N/A
Length, Overall	5,885.18 mm	Width, Max w/o mirrors	2,063.5 mm
Height, Overall	1,990.09 mm	Overhang, Front	N/A
Overhang, Rear w/o bumper	N/A	Front Bumper to Back of Cab	N/A
Cab to Axle	N/A	Cab to End of Frame	N/A
Ground to Top of Load Floor	N/A	Ground to Top of Frame	N/A
Frame Width, Rear	N/A	Ground Clearance, Front	276.35 mm
Ground Clearance, Rear	276.35 mm	Body Length	0 m
Cab to Body	N/A		

Cargo Area Dimensions

Cargo Box Length @ Floor	1,775.97 mm	Cargo Box Width @ Top, Rear	N/A
Cargo Box Width @ Floor	1,813.56 mm	Cargo Box Width @ Wheelhousings	1,286 mm
Cargo Box (Area) Height	568.96 mm	Tailgate Width	N/A
Cargo Volume	1,781.13 L	Ext'd Cab Cargo Volume	N/A



This document contains information considered Confidential between GM and its Clients uniquely. The information provided is not intended for public disclosure. Prices, specifications, and availability are subject to change without notice, and do not include certain fees, taxes and charges that may be required by law or vary by manufacturer or region. Performance figures are guidelines only, and actual performance may vary. Photos may not represent actual vehicles or exact configurations. Content based on report preparer's input is subject to the accuracy of the input provided.
Data Version: 11422. Data Updated: 9-Jan-2020 10:20:00 PST PM.