


Vehicle: [Retail] 2020 Chevrolet Silverado 2500HD (CK20743) 4WD Crew Cab 159" Custom (  Complete )

## Window Sticker

### SUMMARY

[Retail] 2020 Chevrolet Silverado 2500HD (CK20743) 4WD Crew Cab 159" Custom MSRP:\$54,598.00

Interior:Jet Black, Cloth seat trim

Exterior 1:Black

Exterior 2:No colour has been selected.

Engine, 6.6L V8


Transmission, 6-speed automatic, heavy-duty

### OPTIONS

CODE	MODEL	MSRP
CK20743	[Retail] 2020 Chevrolet Silverado 2500HD (CK20743) 4WD Crew Cab 159" Custom	\$54,598.00
<b>OPTIONS</b>		
1CX	Custom Preferred Equipment Group	\$0.00
A52	Seats, front 40/20/40 split-bench (no storage)	\$0.00
BTV	Remote vehicle starter system	Inc.
C49	Defogger, rear-window electric	Inc.
CGN	Chevytec spray-on bedliner	\$625.00
DD8	Mirror, inside rearview auto-dimming	Inc.
DWI	Mirrors, outside power-adjustable vertical trailering with heated and auto-dimming upper glass	Inc.
GBA	Black	\$0.00
GT4	Rear axle, 3.73 ratio	\$0.00
H1T	Jet Black, Cloth seat trim	\$0.00
IOR	Audio system, Chevrolet Infotainment 3 system	\$0.00
JGF	GVWR, 10,650 lbs. (4831 kg)	\$0.00
JL1	Trailer brake controller, integrated	Inc.
K05	Engine block heater	\$195.00
KC9	Power outlet, bed mounted, 120-volt	Inc.
KI4	Power outlet, instrument panel, 120-volt	\$275.00
KW5	Alternator, 220 amps	\$175.00



This document contains information considered Confidential between GM and its Clients uniquely. The information provided is not intended for public disclosure. Prices, specifications, and availability are subject to change without notice, and do not include certain fees, taxes and charges that may be required by law or vary by manufacturer or region. Performance figures are guidelines only, and actual performance may vary. Photos may not represent actual vehicles or exact configurations. Content based on report preparer's input is subject to the accuracy of the input provided.  
Data Version: 11430. Data Updated: 10-Jan-2020 10:06:00 PST PM.

Vehicle: [Retail] 2020 Chevrolet Silverado 2500HD (CK20743) 4WD Crew Cab 159" Custom (  Complete )

L8T	Engine, 6.6L V8		\$0.00
MYD	Transmission, 6-speed automatic, heavy-duty		\$0.00
NZZ	Skid Plates		\$195.00
PCX	Custom Convenience Package	Inc.	
PDX	Custom Value Package		\$2,565.00
QT5	Tailgate, gate function manual with EZ Lift	Inc.	
R7O	Seat, Cloth Rear with Storage Package		\$260.00
SFZ	LPO, Black Bowtie emblem, front		\$145.00
U01	Lamps, Smoked Amber roof marker, (LED)		\$85.00
U2K	SiriusXM	Inc.	
UE1	OnStar and Chevrolet connected services capable	Inc.	
UF2	LED Cargo Area Lighting	Inc.	
UY2	Trailer wiring provisions		\$40.00
VK3	License plate kit, front		\$0.00
VV4	4G LTE Wi-Fi Hotspot capable	Inc.	
ZLA	Infotainment Package	Inc.	
—	Compass	Inc.	
—	Chevrolet Connected Access capable	Inc.	
—	Federal air conditioning excise tax		\$100.00
—	Option/package discount		-\$250.00
<b>SUBTOTAL</b>			<b>\$58,908.00</b>
Adjustments Total			\$0.00
Total Tax			\$100.00
Destination Charge			\$1,900.00
<b>TOTAL PRICE</b>			<b>\$60,908.00</b>

#### FUEL ECONOMY


Est City:N/A

Est Highway:N/A

Est Highway Cruising Range:N/A



This document contains information considered Confidential between GM and its Clients uniquely. The information provided is not intended for public disclosure. Prices, specifications, and availability are subject to change without notice, and do not include certain fees, taxes and charges that may be required by law or vary by manufacturer or region. Performance figures are guidelines only, and actual performance may vary. Photos may not represent actual vehicles or exact configurations. Content based on report preparer's input is subject to the accuracy of the input provided.  
Data Version: 11430. Data Updated: 10-Jan-2020 10:06:00 PST PM.

Vehicle: [Retail] 2020 Chevrolet Silverado 2500HD (CK20743) 4WD Crew Cab 159" Custom (  Complete )

## Standard Equipment

### Package

Trailer Package includes trailer hitch, 7-pin connector and (CTT) Hitch Guidance

### Mechanical

Durabed, pickup bed

Engine, 6.6L V8 with Direct Injection and Variable Valve Timing, gasoline, (401 hp [299 kW] @ 5200 rpm, 464 lb-ft of torque [629 N-m] @ 4000 rpm) (STD)

Transmission, 6-speed automatic, heavy-duty (STD)

Rear axle, 3.73 ratio

GVWR, 10,650 lbs. (4831 kg) (Requires CK20743 model and (L8T) 6.6L V8 gas engine with 18" or 20" wheels or CK20943 and (L8T) 6.6L V8 gas engine with 17" wheels.)

Air filter, high-capacity

Air filtration monitoring

Transfer case, two-speed electronic shift with push button controls (Requires 4WD models.)

Differential, heavy-duty locking rear

Four wheel drive

Cooling, external engine oil cooler

Cooling, auxiliary external transmission oil cooler

Battery, heavy-duty 720 cold-cranking amps/80 Amp-hr maintenance-free with rundown protection and retained accessory power (Included and only available with (L8T) 6.6L V8 gas engine.)

Alternator, 170 amps

Frame, fully-boxed, hydroformed front section and a fully-boxed stamped rear section

Recovery hooks, front, frame-mounted, Black (Not included when (VQY) Chrome recovery hooks, LPO is ordered.)

Suspension Package

Steering, Recirculating Ball with smart flow power steering system

Brakes, 4-wheel antilock, 4-wheel disc with DURALIFE rotors

Brake lining wear indicator

Capless Fuel Fill (Requires (L8T) 6.6L V8 gas engine.)


### Exterior

Wheels, 20" (50.8 cm) machined aluminum with high gloss Black painted accents, 10-spoke

Tires, LT275/65R20 all-terrain, blackwall



This document contains information considered Confidential between GM and its Clients uniquely. The information provided is not intended for public disclosure. Prices, specifications, and availability are subject to change without notice, and do not include certain fees, taxes and charges that may be required by law or vary by manufacturer or region. Performance figures are guidelines only, and actual performance may vary. Photos may not represent actual vehicles or exact configurations. Content based on report preparer's input is subject to the accuracy of the input provided.  
Data Version: 11430. Data Updated: 10-Jan-2020 10:06:00 PST PM.

Vehicle: [Retail] 2020 Chevrolet Silverado 2500HD (CK20743) 4WD Crew Cab 159" Custom (  Complete )

## Exterior

Tire, spare LT275/70R18 all-terrain, blackwall

Tire carrier lock keyed cylinder lock that utilizes same key as ignition and door

Bumper, front (High gloss Black.)

Bumper, rear (High gloss Black.)

CornerStep, rear bumper

BedStep, Black integrated on forward portion of bed on driver and passenger side

Mouldings, beltline, Black

Cargo tie downs (12), fixed rated at 500 lbs (226.8 kg) per corner

Grille (Front grille bar with "CHEVROLET" painted body colour. Includes body colour surround and Black mesh inserts with small Gold bowtie emblem.)

Headlamps, halogen reflector with halogen Daytime Running Lamps

Taillamps, LED with signature

Lamps, cargo area, cab mounted integrated with centre high mount stop lamp, with switch in bank on left side of steering wheel.

Mirrors, outside power-adjustable vertical trailing with heated upper glass, lower convex mirrors, integrated turn signals, manual folding/extending (extends 3.31" [84.25mm])

Mirror caps, Black

Glass, deep-tinted

Tailgate and bed rail protection cap, top

Tailgate, locking, utilizes same key as ignition and door (Upgraded to (QT5) EZ Lift power lock and release tailgate when (PCX) Custom Convenience Package is ordered.)

Tailgate, gate function manual, no EZ Lift

Door handles, Black grained

## Entertainment

Audio system, Chevrolet Infotainment 3 system 7" diagonal colour touchscreen, AM/FM stereo. Additional features for compatible phones include: Bluetooth audio streaming for 2 active devices, voice command pass-through to phone, Apple CarPlay and Android Auto capable. (STD)

Audio system feature, 6-speaker system

Bluetooth for phone connectivity to vehicle infotainment system


## Interior

Seats, front 40/20/40 split-bench (no storage) (STD)

Cloth seat trim



This document contains information considered Confidential between GM and its Clients uniquely. The information provided is not intended for public disclosure. Prices, specifications, and availability are subject to change without notice, and do not include certain fees, taxes and charges that may be required by law or vary by manufacturer or region. Performance figures are guidelines only, and actual performance may vary. Photos may not represent actual vehicles or exact configurations. Content based on report preparer's input is subject to the accuracy of the input provided.  
Data Version: 11430. Data Updated: 10-Jan-2020 10:06:00 PST PM.

Vehicle: [Retail] 2020 Chevrolet Silverado 2500HD (CK20743) 4WD Crew Cab 159" Custom (  Complete )

## Interior

Seat adjuster, driver 4-way manual

Seat adjuster, passenger 4-way manual

Seat, rear 60/40 folding bench (folds up), 3-passenger (includes child seat top tether anchor)

Floor covering, colour-keyed carpeting

Floor mats, rubberized vinyl, front (Deleted when LPO floor liners are ordered.)

Floor mats, rubberized-vinyl rear (Deleted when LPO floor liners are ordered.)

Steering wheel, urethane

Steering column, Tilt-Wheel, manual with wheel locking security feature

Instrument cluster 6-gauge cluster featuring speedometer, fuel level, engine temperature, tachometer, voltage and oil pressure

Driver Information Centre, 3.5" diagonal monochromatic display

Exterior Temperature Display located in radio display

Rear Seat Reminder

Window, power front, drivers express up/down

Window, power front, passenger express down

Windows, power rear, express down

Door locks, power

Remote Keyless Entry with 2 transmitters

Cruise control, electronic with set and resume speed, steering wheel-mounted

USB port, located on instrument panel

Power outlet, front auxiliary, 12-volt

Air conditioning, single-zone

Air vents, rear, heating/cooling

Mirror, inside rearview, manual tilt

Assist handles front A-pillar mounted for driver and passenger, rear B-pillar mounted

## Safety-Mechanical


StabiliTrak stability control system with Proactive Roll Avoidance and traction control, includes electronic trailer sway control and hill start assist

## Safety-Exterior

Daytime Running Lamps with automatic exterior lamp control



This document contains information considered Confidential between GM and its Clients uniquely. The information provided is not intended for public disclosure. Prices, specifications, and availability are subject to change without notice, and do not include certain fees, taxes and charges that may be required by law or vary by manufacturer or region. Performance figures are guidelines only, and actual performance may vary. Photos may not represent actual vehicles or exact configurations. Content based on report preparer's input is subject to the accuracy of the input provided.  
Data Version: 11430. Data Updated: 10-Jan-2020 10:06:00 PST PM.

Vehicle: [Retail] 2020 Chevrolet Silverado 2500HD (CK20743) 4WD Crew Cab 159" Custom (  Complete )

### Safety-Interior

Airbags, Dual-stage frontal airbags for driver and front outboard passenger; Seat-mounted side-impact airbags for driver and front outboard passenger; Head-curtain airbags for front and rear outboard seating positions; Includes front outboard Passenger Sensing System for frontal outboard passenger airbag

Rear Vision Camera

Hitch Guidance

Teen Driver a configurable feature that lets you activate customizable vehicle settings associated with a key fob, to help encourage safe driving behaviour. It can limit certain available vehicle features, and it prevents certain safety systems from being turned off. An in-vehicle report card gives you information on driving habits and helps you to continue to coach your new driver

Tire Pressure Monitoring System with Tire Fill Alert (does not apply to spare tire)

### Processing-Other

Trailer Information Label provides max trailer ratings for tongue weight, conventional, gooseneck and 5th wheel trailering

### WARRANTY

Warranty Note: <<< Preliminary 2020 Warranty Note >>>

Basic Years: 3

Basic Miles/km: 60,000

Drivetrain Years: 5

Drivetrain Miles/km: 100,000

Drivetrain Note: Certain Commercial and/or Government Fleet vehicles and 2500/3500 HD Pickups with a 6.6L Duramax Turbo-Diesel Engine: 5 years/160,000 km

Corrosion Years (Rust-Through): 6

Corrosion Years: 3

Corrosion Miles/km (Rust-Through): 160,000

Corrosion Miles/km: 60,000

Roadside Assistance Years: 5

Roadside Assistance Miles/km: 100,000

Roadside Assistance Note: Certain Commercial and/or Government Fleet vehicles and 2500/3500 HD Pickups with a 6.6L Duramax Turbo-Diesel Engine: 5 years/160,000 km

## Technical Specifications


### Powertrain

#### Transmission

Drivetrain	Four Wheel Drive	Trans Order Code	MYD
Trans Type	6	Trans Description Cont.	Automatic
Trans Description Cont. Again	N/A	First Gear Ratio (:1)	4.03
Second Gear Ratio (:1)	2.36	Third Gear Ratio (:1)	1.53
Fourth Gear Ratio (:1)	1.15	Fifth Gear Ratio (:1)	0.85



This document contains information considered Confidential between GM and its Clients uniquely. The information provided is not intended for public disclosure. Prices, specifications, and availability are subject to change without notice, and do not include certain fees, taxes and charges that may be required by law or vary by manufacturer or region. Performance figures are guidelines only, and actual performance may vary. Photos may not represent actual vehicles or exact configurations. Content based on report preparer's input is subject to the accuracy of the input provided.  
Data Version: 11430. Data Updated: 10-Jan-2020 10:06:00 PST PM.

Vehicle: [Retail] 2020 Chevrolet Silverado 2500HD (CK20743) 4WD Crew Cab 159" Custom (  Complete )

## Powertrain

### Transmission

Sixth Gear Ratio (:1)	0.67	Reverse Ratio (:1)	3.06
Clutch Size	N/A	Trans Power Take Off	N/A
Final Drive Axle Ratio (:1)	N/A	Transfer Case Model	Magna MP1625/6
Transfer Case Gear Ratio (:1), High	1.00	Transfer Case Gear Ratio (:1), Low	2.72
Transfer Case Power Take Off	N/A		

### Mileage

EnerGuide Estimate - City	N/A	EnerGuide Estimate - Hwy	N/A
Cruising Range - City	N/A	Cruising Range - Hwy	N/A

### Engine

Engine Order Code	L8T	Engine Type	Gas V8
Displacement	6.6L/400	Fuel System	Direct Injection
SAE Net Horsepower @ RPM	401 @ 5200	SAE Net Torque @ RPM	464 @ 4000
Engine Oil Cooler	Yes		

### Electrical

Cold Cranking Amps @ 0° F (Primary)	720	Cold Cranking Amps @ 0° F (2nd)	N/A
Maximum Alternator Capacity (amps)	220	Cold Cranking Amps @ 0° F (3rd)	N/A

### Cooling System

Total Cooling System Capacity	N/A
-------------------------------	-----

## Vehicle

### Emissions

Kg/yr of CO2 Emissions @ 20K km/year	N/A	G/km Of CO2 Emissions	N/A
--------------------------------------	-----	-----------------------	-----


## Chassis

### Weight Information

Standard Weight - Front	23.59 kg	Standard Weight - Rear	31.75 kg
Gross Axle Wt Rating - Front	2,177.28 kg	Gross Axle Wt Rating - Rear	2,993.76 kg



This document contains information considered Confidential between GM and its Clients uniquely. The information provided is not intended for public disclosure. Prices, specifications, and availability are subject to change without notice, and do not include certain fees, taxes and charges that may be required by law or vary by manufacturer or region. Performance figures are guidelines only, and actual performance may vary. Photos may not represent actual vehicles or exact configurations. Content based on report preparer's input is subject to the accuracy of the input provided.  
Data Version: 11430. Data Updated: 10-Jan-2020 10:06:00 PST PM.

Vehicle: [Retail] 2020 Chevrolet Silverado 2500HD (CK20743) 4WD Crew Cab 159" Custom (  Complete )

## Chassis

### Weight Information

Curb Weight - Front	1,745.91 kg
Option Weight - Front	17.69 kg
Reserve Axle Capacity - Front	390.1 kg
As Spec'd Curb Weight	3,118.5 kg
Maximum Payload Capacity	1,822.11 kg
Gross Axle Weight Rating	5,171.04 kg
Reserve Axle Capacity	2,052.54 kg
Payload Weight Front	0 kg
Gross Vehicle Weight Rating	4,830.84 kg

Curb Weight - Rear	1,262.82 kg
Option Weight - Rear	36.74 kg
Reserve Axle Capacity - Rear	1,662.44 kg
As Spec'd Payload	1,712.34 kg
Gross Combined Wt Rating	10,886.4 kg
Curb Weight	3,008.73 kg
Total Option Weight	54.43 kg
Payload Weight Rear	0 kg

### Trailer

Dead Weight Hitch - Max Trailer Wt.	2,268 kg
Wt Distributing Hitch - Max Trailer Wt.	6,577.2 kg
Maximum Trailering Capacity	8,391.6 kg

Dead Weight Hitch - Max Tongue Wt.	226.8 kg
Wt Distributing Hitch - Max Tongue Wt.	657.72 kg

### Frame

Frame Type	Hydroformed
Frame RBM	N/A
Frame Thickness	N/A

Sect Modulus Rails Only	N/A
Frame Strength	N/A

### Suspension

Suspension Type - Front	Short/Long Arm
Spring Capacity - Front	N/A
Axle Type - Front	N/A
Axle Capacity - Front	N/A
Axle Ratio (:1) - Front	3.73
Shock Absorber Diameter - Front	51.0 mm
Stabilizer Bar Diameter - Front	35.05 mm

Suspension Type - Rear	Multi-Leaf Springs
Spring Capacity - Rear	N/A
Axle Type - Rear	N/A
Axle Capacity - Rear	N/A
Axle Ratio (:1) - Rear	3.73
Shock Absorber Diameter - Rear	51.0 mm
Stabilizer Bar Diameter - Rear	N/A

### Tires


Front Tire Order Code	QF9
-----------------------	-----

Rear Tire Order Code	QF9
----------------------	-----



This document contains information considered Confidential between GM and its Clients uniquely. The information provided is not intended for public disclosure. Prices, specifications, and availability are subject to change without notice, and do not include certain fees, taxes and charges that may be required by law or vary by manufacturer or region. Performance figures are guidelines only, and actual performance may vary. Photos may not represent actual vehicles or exact configurations. Content based on report preparer's input is subject to the accuracy of the input provided.  
Data Version: 11430. Data Updated: 10-Jan-2020 10:06:00 PST PM.



Vehicle: [Retail] 2020 Chevrolet Silverado 2500HD (CK20743) 4WD Crew Cab 159" Custom (  Complete )

## Chassis

### Tires

Spare Tire Order Code	ZYG
Rear Tire Size	LT275/65R20
Front Tire Capacity	N/A
Spare Tire Capacity	N/A
Revolutions/Mile @ 45 mph - Rear	N/A

Front Tire Size	LT275/65R20
Spare Tire Size	LT275/70R18
Rear Tire Capacity	N/A
Revolutions/Mile @ 45 mph - Front	N/A
Revolutions/Mile @ 45 mph - Spare	N/A

### Wheels

Front Wheel Size	508 x -TBD- mm
Spare Wheel Size	457.2 x 203.2 mm
Rear Wheel Material	Aluminum

Rear Wheel Size	508 x -TBD- mm
Front Wheel Material	Aluminum
Spare Wheel Material	Steel

### Steering

Steering Type	Pwr
Steering Ratio (:1), At Lock	N/A
Turning Diameter - Wall to Wall	N/A

Steering Ratio (:1), On Centre	N/A
Turning Diameter - Curb to Curb	16.06 m

### Brakes

Brake Type	Pwr
Brake ABS System (Second Line)	N/A
Disc - Rear (Yes or )	Yes
Rear Brake Rotor Diam x Thickness	358.14 x 33.02 mm
Rear Drum Diam x Width	N/A

Brake ABS System	4-Wheel
Disc - Front (Yes or )	Yes
Front Brake Rotor Diam x Thickness	355.6 x 40.64 mm
Drum - Rear (Yes or )	N/A

### Fuel Tank

Fuel Tank Capacity, Approx	136 L
Fuel Tank Location	N/A

Aux Fuel Tank Capacity, Approx	N/A
Aux Fuel Tank Location	N/A

## Dimensions


### Interior Dimensions

Passenger Capacity	6
--------------------	---

Front Head Room	1,092.96 mm
-----------------	-------------



This document contains information considered Confidential between GM and its Clients uniquely. The information provided is not intended for public disclosure. Prices, specifications, and availability are subject to change without notice, and do not include certain fees, taxes and charges that may be required by law or vary by manufacturer or region. Performance figures are guidelines only, and actual performance may vary. Photos may not represent actual vehicles or exact configurations. Content based on report preparer's input is subject to the accuracy of the input provided.  
Data Version: 11430. Data Updated: 10-Jan-2020 10:06:00 PST PM.

Vehicle: [Retail] 2020 Chevrolet Silverado 2500HD (CK20743) 4WD Crew Cab 159" Custom (  Complete )

## Dimensions

### Interior Dimensions

Front Leg Room	1,131.06 mm	Front Shoulder Room	1,676.91 mm
Front Hip Room	1,553.97 mm	Second Head Room	1,019.05 mm
Second Leg Room	1,102.36 mm	Second Shoulder Room	1,658.62 mm
Second Hip Room	1,530.1 mm		

### Exterior Dimensions

Wheelbase	4,037.08 mm	Length, Overall w/o rear bumper	N/A
Length, Overall	6,348.73 mm	Width, Max w/o mirrors	2,078.99 mm
Height, Overall	2,027.43 mm	Overhang, Front	N/A
Overhang, Rear w/o bumper	N/A	Front Bumper to Back of Cab	N/A
Cab to Axle	1,069.34 mm	Cab to End of Frame	N/A
Ground to Top of Load Floor	N/A	Ground to Top of Frame	N/A
Frame Width, Rear	N/A	Ground Clearance, Front	257.05 mm
Ground Clearance, Rear	257.05 mm	Body Length	0 m
Cab to Body	N/A		

### Cargo Area Dimensions

Cargo Box Length @ Floor	2,089.15 mm	Cargo Box Width @ Top, Rear	N/A
Cargo Box Width @ Floor	1,813.56 mm	Cargo Box Width @ Wheelhousings	1,316.99 mm
Cargo Box (Area) Height	533.4 mm	Tailgate Width	N/A
Cargo Volume	1,968.02 L	Ext'd Cab Cargo Volume	N/A



This document contains information considered Confidential between GM and its Clients uniquely. The information provided is not intended for public disclosure. Prices, specifications, and availability are subject to change without notice, and do not include certain fees, taxes and charges that may be required by law or vary by manufacturer or region. Performance figures are guidelines only, and actual performance may vary. Photos may not represent actual vehicles or exact configurations. Content based on report preparer's input is subject to the accuracy of the input provided.  
Data Version: 11430. Data Updated: 10-Jan-2020 10:06:00 PST PM.