


Vehicle: [Retail] 2020 Chevrolet Colorado (12T43) 4WD Crew Cab 141" Work Truck ( Complete)

Window Sticker

SUMMARY

[Retail] 2020 Chevrolet Colorado (12T43) 4WD Crew Cab 141" Work Truck

MSRP:\$35,198.00

Interior:Jet Black/Dark Ash, Cloth seat trim

Exterior 1:Summit White

Exterior 2:No colour has been selected.

Engine, 3.6L DI DOHC V6 VVT


Transmission, 8-speed automatic

OPTIONS

CODE	MODEL	MSRP
12T43	[Retail] 2020 Chevrolet Colorado (12T43) 4WD Crew Cab 141" Work Truck	\$35,198.00
OPTIONS		
4WT	Work Truck Preferred Equipment Group	\$0.00
A91	Tailgate, remote locking Inc.	
AR7	Seats, front bucket	\$0.00
ATG	Remote Keyless Entry, extended range Inc.	
C5J	GVWR, 6000 lbs. (2722 kg) Inc.	
CGN	Bedliner, spray-on, Black	\$550.00
D75	Door handles, body-colour Inc.	
DL6	Mirrors, outside power-adjustable, body-colour, manual-folding Inc.	
GAZ	Summit White	\$0.00
GU6	Rear axle, 3.42 ratio Inc.	
H2R	Jet Black/Dark Ash, Cloth seat trim	\$0.00
IOR	Audio system, Chevrolet Infotainment 3 System	\$0.00
JL1	Trailer brake controller, integrated	\$300.00
K34	Cruise control, electronic, automatic Inc.	
LGZ	Engine, 3.6L DI DOHC V6 VVT	\$0.00
M5T	Transmission, 8-speed automatic	\$0.00
PCN	WT Convenience Package	\$625.00
PCP	Custom Special Edition	\$2,590.00



This document contains information considered Confidential between GM and its Clients uniquely. The information provided is not intended for public disclosure. Prices, specifications, and availability are subject to change without notice, and do not include certain fees, taxes and charges that may be required by law or vary by manufacturer or region. Performance figures are guidelines only, and actual performance may vary. Photos may not represent actual vehicles or exact configurations. Content based on report preparer's input is subject to the accuracy of the input provided.
Data Version: 11684. Data Updated: 11-Feb-2020 11:21:00 PST PM.

Vehicle: [Retail] 2020 Chevrolet Colorado (12T43) 4WD Crew Cab 141" Work Truck ( Complete)

PPA	Tailgate, EZ-Lift and Lower	Inc.	
QIA	Tires, 265/60R18 all-season, blackwall	Inc.	
RCV	Wheels, 18" x 8.5" (45.7 cm x 21.6 cm) Dark Argent Metallic cast aluminum	Inc.	
S3U	LPO, Front fog lamp kit		\$560.00
SF5	LPO, Wheel flares		\$445.00
SG1	LPO, Black Bowtie Emblem Package		\$270.00
UE1	OnStar and Chevrolet connected services capable	Inc.	
UTJ	Theft-deterrent system, unauthorized entry	Inc.	
VAT	LPO, Grille, body-colour	Inc.	
VT5	Bumper, rear body-colour	Inc.	
VV4	4G LTE Wi-Fi Hotspot capable	Inc.	
—	Chevrolet Connected Access capable	Inc.	
—	Federal air conditioning excise tax		\$100.00
—	Option/package discount		-\$500.00
SUBTOTAL			\$40,038.00
Adjustments Total			\$0.00
Total Tax			\$100.00
Destination Charge			\$1,900.00
TOTAL PRICE			\$42,038.00

FUEL ECONOMY


Est City:14.0 L/100 km

Est Highway:9.9 L/100 km

Est Highway Cruising Range:797.55 km



This document contains information considered Confidential between GM and its Clients uniquely. The information provided is not intended for public disclosure. Prices, specifications, and availability are subject to change without notice, and do not include certain fees, taxes and charges that may be required by law or vary by manufacturer or region. Performance figures are guidelines only, and actual performance may vary. Photos may not represent actual vehicles or exact configurations. Content based on report preparer's input is subject to the accuracy of the input provided.
Data Version: 11684. Data Updated: 11-Feb-2020 11:21:00 PST PM.

Vehicle: [Retail] 2020 Chevrolet Colorado (12T43) 4WD Crew Cab 141" Work Truck ( Complete)

Standard Equipment

Mechanical

Engine, 3.6L DI DOHC V6 VVT (308 hp [230.0 kW] @ 6800 rpm, 275 lb-ft of torque [373 N-m] @ 4000 rpm) (STD) (Standard on Crew Cab models.)

Transmission, 8-speed automatic (STD) (Included and only available with (LGZ) 3.6L DI DOHC V6 engine.)

Rear axle, 3.42 ratio (Requires (LGZ) 3.6L DI DOHC V6 engine or (LWN) 2.8L Duramax Turbo-Diesel engine.)

GVWR, 6000 lbs. (2722 kg) (STD) (Standard on Crew Cab models with (LGZ) 3.6L DI DOHC V6 engine only.)

Transfer case, electric, 2-speed

Differential, automatic locking rear (Available with (LCV) 2.5L I4 engine. Requires (Z82) Trailering Package when (LGZ) 3.6L DI DOHC V6 engine or (LWN) 2.8L Duramax Turbo-Diesel engine is ordered. Standard on Crew Cab Long Bed models.)

Four wheel drive

Capless Fuel Fill

Trailering Package, heavy-duty includes trailer hitch and 7-pin connector (Requires (G80) automatic locking rear differential and (LGZ) 3.6L DI DOHC V6 engine or (LWN) 2.8L Duramax Turbo-Diesel engine. Standard on Crew Cab Long Box models.)

Trailering assist, guidelines (Included and only available with (LGZ) 3.6L DI DOHC V6 engine or (LWN) 2.8L Duramax Turbo-Diesel engine. Standard on Crew Cab Long Box.)

Tow/Haul Mode (Included and only available with (LGZ) 3.6L DI DOHC V6 engine or (LWN) 2.8L Duramax Turbo-Diesel engine. Standard on Crew Cab Long Box.)

Recovery hooks, front

Frame, fully-boxed

Pickup box

Steering, Electric Power Steering (EPS) assist

Brakes, 4-wheel antilock, 4-wheel disc

Exterior

Wheels, 16" x 7" (40.6 cm x 17.8 cm) Ultra Silver Metallic steel (STD)

Tires, 265/70R16 all-season, blackwall (STD)

Tire, spare 265/70R16 all-season, blackwall (Included and only available with (S1K) 16" x 7" (40.6 cm x 17.8 cm) steel spare wheel.)


Wheel, spare, 16" x 7" (40.6 cm x 17.8 cm) steel (Included and only available with (LGZ) 3.6L DI DOHC V6 engine or (LWN) 2.8L Duramax Turbo-Diesel engine. Standard on Crew Cab Long Box models.)

Bumper, rear chrome

CornerStep, rear bumper



This document contains information considered Confidential between GM and its Clients uniquely. The information provided is not intended for public disclosure. Prices, specifications, and availability are subject to change without notice, and do not include certain fees, taxes and charges that may be required by law or vary by manufacturer or region. Performance figures are guidelines only, and actual performance may vary. Photos may not represent actual vehicles or exact configurations. Content based on report preparer's input is subject to the accuracy of the input provided.
Data Version: 11684. Data Updated: 11-Feb-2020 11:21:00 PST PM.

Vehicle: [Retail] 2020 Chevrolet Colorado (12T43) 4WD Crew Cab 141" Work Truck ( Complete)

Exterior

Mouldings, Black beltline

Headlamps, halogen with automatic exterior lamp control

Cargo box light, back of cab

Mirrors, outside manual-folding, Black

Glass, windshield shade band

Handles, door release, front and rear, Jet Black

Door handles, Black

Tailgate, locking

Tailgate handle, Black

Entertainment

Audio system, Chevrolet Infotainment 3 System 7" diagonal colour touchscreen, AM/FM stereo. Additional features for compatible phones include: Bluetooth audio streaming for 2 active devices, voice command pass-through to phone, Apple CarPlay and Android Auto capable (STD)

Audio system feature, 6-speaker system

Interior

Seats, front bucket (STD)

Seat trim, Vinyl

Seat adjuster, driver 4-way power with manual recline

Seat adjuster, passenger 2-way manual fore/aft with manual recline

Seat, rear folding bench (Crew Cab models only.)

Console, floor, front compartment, custom

Floor covering, colour-keyed carpeting

Floor mats, carpeted front (Deleted when (B38) full-length Black vinyl floor covering is ordered. Requires (B30) colour-keyed carpeting floor covering.)

Floor mats, carpeted rear (Requires (B30) colour-keyed carpeting floor covering.)

Steering wheel, urethane

Steering column, tilt, manual

Speedometer, miles/kilometres


Display, driver instrument information enhanced, one colour

Windows, power with driver Express-Up and Down

Door locks, power



This document contains information considered Confidential between GM and its Clients uniquely. The information provided is not intended for public disclosure. Prices, specifications, and availability are subject to change without notice, and do not include certain fees, taxes and charges that may be required by law or vary by manufacturer or region. Performance figures are guidelines only, and actual performance may vary. Photos may not represent actual vehicles or exact configurations. Content based on report preparer's input is subject to the accuracy of the input provided.
Data Version: 11684. Data Updated: 11-Feb-2020 11:21:00 PST PM.

Vehicle: [Retail] 2020 Chevrolet Colorado (12T43) 4WD Crew Cab 141" Work Truck ( Complete)

Interior

Theft-deterrent system, immobilization

USB data ports, 2 includes auxiliary input jack, located on the front console

Air conditioning, single-zone manual climate control

Mirror, inside rearview manual day/night

Visors, driver and front passenger with passenger vanity mirror

Lighting, interior, centre dome

Safety-Mechanical

StabiliTrak, stability control system

Traction control, electronic

Safety-Exterior

Daytime Running Lamps

Safety-Interior

Airbags, Dual-stage frontal airbags for driver and front passenger; Seat-mounted side-impact airbags for driver and front outboard passenger; Head-curtain airbags for front and rear outboard seating positions; Includes front outboard Passenger Sensing System for frontal passenger airbag

Rear Vision Camera

Teen Driver a configurable feature that lets you activate customizable vehicle settings associated with a key fob, to help encourage safe driving behavior. It can limit certain available vehicle features, and it prevents certain safety systems from being turned off. It includes the Buckle-to-Drive feature which prevents the driver from shifting from Park for up to 20 seconds if the driver's seat belt is not buckled. An in-vehicle report card gives you information on driving habits and helps you to continue to coach your new driver

Tire Pressure Monitor System


Tire Fill Alert provides an audible and visual indication when tire pressure is added to a tire that is low. Aids to achieve optimal tire pressure

WARRANTY

Basic Years: 3
Basic Miles/km: 60,000
Drivetrain Years: 5
Drivetrain Miles/km: 100,000
Drivetrain Note: Certain Commercial and/or Government Fleet vehicles: 5 years/160,000 km
Corrosion Years (Rust-Through): 6
Corrosion Years: 3
Corrosion Miles/km (Rust-Through): 160,000
Corrosion Miles/km: 60,000
Roadside Assistance Years: 5
Roadside Assistance Miles/km: 100,000
Roadside Assistance Note: Certain Commercial and/or Government Fleet vehicles: 5 years/160,000 km



This document contains information considered Confidential between GM and its Clients uniquely. The information provided is not intended for public disclosure. Prices, specifications, and availability are subject to change without notice, and do not include certain fees, taxes and charges that may be required by law or vary by manufacturer or region. Performance figures are guidelines only, and actual performance may vary. Photos may not represent actual vehicles or exact configurations. Content based on report preparer's input is subject to the accuracy of the input provided.
Data Version: 11684. Data Updated: 11-Feb-2020 11:21:00 PST PM.

Vehicle: [Retail] 2020 Chevrolet Colorado (12T43) 4WD Crew Cab 141" Work Truck ( Complete)

Technical Specifications

Powertrain

Transmission

Drivetrain	Four Wheel Drive	Trans Order Code	M5T
Trans Type	8	Trans Description Cont.	Automatic
Trans Description Cont. Again	N/A	First Gear Ratio (:1)	4.62
Second Gear Ratio (:1)	3.04	Third Gear Ratio (:1)	2.07
Fourth Gear Ratio (:1)	1.66	Fifth Gear Ratio (:1)	1.26
Sixth Gear Ratio (:1)	1.00	Reverse Ratio (:1)	3.93
Clutch Size	N/A	Trans Power Take Off	Yes
Final Drive Axle Ratio (:1)	N/A	Transfer Case Model	Magna MP1622G
Transfer Case Gear Ratio (:1), High	1.00	Transfer Case Gear Ratio (:1), Low	2.72
Transfer Case Power Take Off	N/A	Seventh Gear Ratio (:1)	0.85
Eighth Gear Ratio (:1)	0.66		

Mileage

EnerGuide Estimate - City	14.0 L/100 km	EnerGuide Estimate - Hwy	9.9 L/100 km
Cruising Range - City	563.98 km	Cruising Range - Hwy	797.55 km

Engine

Engine Order Code	LGZ	Engine Type	Gas V6
Displacement	3.6L/-TBD-	Fuel System	Direct Injection
SAE Net Horsepower @ RPM	308 @ 6800	SAE Net Torque @ RPM	275 @ 4000
Engine Oil Cooler	N/A		

Electrical


Cold Cranking Amps @ 0° F (Primary)	N/A	Cold Cranking Amps @ 0° F (2nd)	N/A
Maximum Alternator Capacity (amps)	N/A	Cold Cranking Amps @ 0° F (3rd)	N/A

Cooling System

Total Cooling System Capacity	N/A
-------------------------------	-----



This document contains information considered Confidential between GM and its Clients uniquely. The information provided is not intended for public disclosure. Prices, specifications, and availability are subject to change without notice, and do not include certain fees, taxes and charges that may be required by law or vary by manufacturer or region. Performance figures are guidelines only, and actual performance may vary. Photos may not represent actual vehicles or exact configurations. Content based on report preparer's input is subject to the accuracy of the input provided.
Data Version: 11684. Data Updated: 11-Feb-2020 11:21:00 PST PM.

Vehicle: [Retail] 2020 Chevrolet Colorado (12T43) 4WD Crew Cab 141" Work Truck ( Complete)

Vehicle

Emissions

Kg/yr of CO2 Emissions @ 20K km/year	N/A	G/km Of CO2 Emissions	286
--------------------------------------	-----	-----------------------	-----

Chassis

Weight Information

Standard Weight - Front	81.19 kg	Standard Weight - Rear	29.94 kg
Gross Axle Wt Rating - Front	1,451.52 kg	Gross Axle Wt Rating - Rear	1,587.6 kg
Curb Weight - Front	1,086.83 kg	Curb Weight - Rear	795.61 kg
Option Weight - Front	6.35 kg	Option Weight - Rear	21.77 kg
Reserve Axle Capacity - Front	277.15 kg	Reserve Axle Capacity - Rear	740.28 kg
As Spec'd Curb Weight	2,021.7 kg	As Spec'd Payload	699.9 kg
Maximum Payload Capacity	839.16 kg	Gross Combined Wt Rating	5,443.2 kg
Gross Axle Weight Rating	3,039.12 kg	Curb Weight	1,882.44 kg
Reserve Axle Capacity	1,017.42 kg	Total Option Weight	28.12 kg
Payload Weight Front	0 kg	Payload Weight Rear	0 kg
Gross Vehicle Weight Rating	2,721.6 kg		

Trailer

Dead Weight Hitch - Max Trailer Wt.	2,268 kg	Dead Weight Hitch - Max Tongue Wt.	226.8 kg
Wt Distributing Hitch - Max Trailer Wt.	3,175.2 kg	Wt Distributing Hitch - Max Tongue Wt.	317.52 kg
Maximum Trailering Capacity	3,424.68 kg		

Frame


Frame Type	N/A	Sect Modulus Rails Only	N/A
Frame RBM	N/A	Frame Strength	N/A
Frame Thickness	N/A		

Suspension

Suspension Type - Front	Independent	Suspension Type - Rear	Semi-elliptic, 2-stage, multi-leaf
Spring Capacity - Front	N/A	Spring Capacity - Rear	N/A
Axle Type - Front	Independent	Axle Type - Rear	Semi-Floating



This document contains information considered Confidential between GM and its Clients uniquely. The information provided is not intended for public disclosure. Prices, specifications, and availability are subject to change without notice, and do not include certain fees, taxes and charges that may be required by law or vary by manufacturer or region. Performance figures are guidelines only, and actual performance may vary. Photos may not represent actual vehicles or exact configurations. Content based on report preparer's input is subject to the accuracy of the input provided.
Data Version: 11684. Data Updated: 11-Feb-2020 11:21:00 PST PM.

Vehicle: [Retail] 2020 Chevrolet Colorado (12T43) 4WD Crew Cab 141" Work Truck ( Complete)

Chassis

Suspension

Axle Capacity - Front	N/A	Axle Capacity - Rear	N/A
Axle Ratio (:1) - Front	3.42	Axle Ratio (:1) - Rear	3.42
Shock Absorber Diameter - Front	N/A	Shock Absorber Diameter - Rear	N/A
Stabilizer Bar Diameter - Front	N/A	Stabilizer Bar Diameter - Rear	N/A

Tires

Front Tire Order Code	QIA	Rear Tire Order Code	QIA
Spare Tire Order Code	ZJJ	Front Tire Size	265/60R18
Rear Tire Size	265/60R18	Spare Tire Size	265/70R16
Front Tire Capacity	N/A	Rear Tire Capacity	N/A
Spare Tire Capacity	N/A	Revolutions/Mile @ 45 mph - Front	N/A
Revolutions/Mile @ 45 mph - Rear	N/A	Revolutions/Mile @ 45 mph - Spare	N/A

Wheels

Front Wheel Size	457.2 x 215.9 mm	Rear Wheel Size	457.2 x 215.9 mm
Spare Wheel Size	406.4 x 177.8 mm	Front Wheel Material	Aluminum
Rear Wheel Material	Aluminum	Spare Wheel Material	Steel

Steering


Steering Type	Pwr	Steering Ratio (:1), On Centre	N/A
Steering Ratio (:1), At Lock	N/A	Turning Diameter - Curb to Curb	13.59 m
Turning Diameter - Wall to Wall	N/A		

Brakes

Brake Type	Pwr	Brake ABS System	4-Wheel
Brake ABS System (Second Line)	N/A	Disc - Front (Yes or)	Yes
Disc - Rear (Yes or)	Yes	Front Brake Rotor Diam x Thickness	N/A
Rear Brake Rotor Diam x Thickness	N/A	Drum - Rear (Yes or)	N/A
Rear Drum Diam x Width	N/A		



This document contains information considered Confidential between GM and its Clients uniquely. The information provided is not intended for public disclosure. Prices, specifications, and availability are subject to change without notice, and do not include certain fees, taxes and charges that may be required by law or vary by manufacturer or region. Performance figures are guidelines only, and actual performance may vary. Photos may not represent actual vehicles or exact configurations. Content based on report preparer's input is subject to the accuracy of the input provided.
Data Version: 11684. Data Updated: 11-Feb-2020 11:21:00 PST PM.

Vehicle: [Retail] 2020 Chevrolet Colorado (12T43) 4WD Crew Cab 141" Work Truck ( Complete)

Chassis

Fuel Tank

Fuel Tank Capacity, Approx	79 L	Aux Fuel Tank Capacity, Approx	N/A
Fuel Tank Location	N/A	Aux Fuel Tank Location	N/A

Dimensions

Interior Dimensions

Passenger Capacity	5	Front Head Room	1,051.56 mm
Front Leg Room	1,143 mm	Front Shoulder Room	1,460.5 mm
Front Hip Room	1,397 mm	Second Head Room	972.82 mm
Second Leg Room	909.32 mm	Second Shoulder Room	1,427.48 mm
Second Hip Room	1,353.82 mm		

Exterior Dimensions

Wheelbase	3,568.7 mm	Length, Overall w/o rear bumper	N/A
Length, Overall	5,712.46 mm	Width, Max w/o mirrors	1,887.22 mm
Height, Overall	1,790.7 mm	Overhang, Front	937.26 mm
Overhang, Rear w/o bumper	N/A	Front Bumper to Back of Cab	N/A
Cab to Axle	916.94 mm	Cab to End of Frame	N/A
Ground to Top of Load Floor	878.84 mm	Ground to Top of Frame	N/A
Frame Width, Rear	N/A	Ground Clearance, Front	205.74 mm
Ground Clearance, Rear	205.74 mm	Body Length	0 m
Cab to Body	N/A		

Cargo Area Dimensions

Cargo Box Length @ Floor	1,879.6 mm	Cargo Box Width @ Top, Rear	N/A
Cargo Box Width @ Floor	1,468.12 mm	Cargo Box Width @ Wheelhousings	1,127.76 mm
Cargo Box (Area) Height	N/A	Tailgate Width	N/A
Cargo Volume	N/A	Ext'd Cab Cargo Volume	N/A



This document contains information considered Confidential between GM and its Clients uniquely. The information provided is not intended for public disclosure. Prices, specifications, and availability are subject to change without notice, and do not include certain fees, taxes and charges that may be required by law or vary by manufacturer or region. Performance figures are guidelines only, and actual performance may vary. Photos may not represent actual vehicles or exact configurations. Content based on report preparer's input is subject to the accuracy of the input provided.
Data Version: 11684. Data Updated: 11-Feb-2020 11:21:00 PST PM.