


Vehicle: [Retail] 2020 Chevrolet Silverado 2500HD (CK20903) 4WD Reg Cab 142" Work Truck ( Complete)

Window Sticker

SUMMARY

[Retail] 2020 Chevrolet Silverado 2500HD (CK20903) 4WD Reg Cab 142" Work Truck MSRP:\$47,398.00

Interior:Jet Black, Cloth seat trim

Exterior 1:Summit White

Exterior 2:No colour has been selected.

Engine, 6.6L V8

Transmission, 6-speed automatic, heavy-duty

OPTIONS

CODE	MODEL	MSRP
CK20903	[Retail] 2020 Chevrolet Silverado 2500HD (CK20903) 4WD Reg Cab 142" Work Truck	\$47,398.00
OPTIONS		
1WT	Work Truck Preferred Equipment Group	\$0.00
A52	Seats, front 40/20/40 split-bench (no storage)	\$0.00
AED	Window, power front, passenger express down	Inc.
AKO	Glass, deep-tinted	Inc.
AQQ	Remote Keyless Entry	Inc.
AU3	Door locks, power	Inc.
AXG	Window, power front, drivers express up/down	Inc.
C49	Defogger, rear-window electric	Inc.
CGN	Chevytec spray-on bedliner	\$625.00
DLF	Mirrors, outside heated power-adjustable, manual folding	\$60.00
E63	Durabed, pickup bed	\$0.00
GAZ	Summit White	\$0.00
GT4	Rear axle, 3.73 ratio	\$0.00
H1T	Jet Black, Cloth seat trim	\$0.00
IOR	Audio system, Chevrolet Infotainment 3 system	\$0.00
JGB	GVWR, 10,250 lbs. (4649 kg)	\$0.00
JL1	Trailer brake controller, integrated	\$350.00



This document contains information considered Confidential between GM and its Clients uniquely. The information provided is not intended for public disclosure. Prices, specifications, and availability are subject to change without notice, and do not include certain fees, taxes and charges that may be required by law or vary by manufacturer or region. Performance figures are guidelines only, and actual performance may vary. Photos may not represent actual vehicles or exact configurations. Content based on report preparer's input is subject to the accuracy of the input provided.
Data Version: 11890. Data Updated: 9-Mar-2020 9:32:00 PDT PM.

Vehicle: [Retail] 2020 Chevrolet Silverado 2500HD (CK20903) 4WD Reg Cab 142" Work Truck (Complete) (✓)

K05	Engine block heater		\$195.00
K34	Cruise control, electronic	Inc.	
K4B	Battery, auxiliary, 730 cold-cranking amps/70 Amp-hr		\$160.00
KHF	Alternators, dual, 220-amps primary, 170-amps auxiliary		\$0.00
L8T	Engine, 6.6L V8		\$0.00
MYD	Transmission, 6-speed automatic, heavy-duty		\$0.00
NZZ	Skid Plates	Inc.	
PCV	WT Convenience Package		\$1,875.00
PYN	Wheels, 17" (43.2 cm) painted steel, Silver		\$0.00
QHJ	Tires, LT245/75R17E all-season, blackwall		\$0.00
QT5	Tailgate, gate function manual with EZ Lift	Inc.	
U01	Lamps, Smoked Amber roof marker, (LED)		\$85.00
UF2	LED Cargo Area Lighting		\$150.00
UY2	Trailer wiring provisions		\$40.00
VQK	LPO, Moulded splash guards, Black		\$215.00
VYU	Snow Plow Prep Package		\$710.00
ZHQ	Tire, spare LT245/75R17E all-season, blackwall		\$0.00
—	Federal air conditioning excise tax		\$100.00

SUBTOTAL	\$51,863.00
Adjustments Total	\$0.00
Total Tax	\$100.00
Destination Charge	\$1,900.00
TOTAL PRICE	\$53,863.00

FUEL ECONOMY


Est City:N/A

Est Highway:N/A

Est Highway Cruising Range:N/A



This document contains information considered Confidential between GM and its Clients uniquely. The information provided is not intended for public disclosure. Prices, specifications, and availability are subject to change without notice, and do not include certain fees, taxes and charges that may be required by law or vary by manufacturer or region. Performance figures are guidelines only, and actual performance may vary. Photos may not represent actual vehicles or exact configurations. Content based on report preparer's input is subject to the accuracy of the input provided.
Data Version: 11890. Data Updated: 9-Mar-2020 9:32:00 PDT PM.

Vehicle: [Retail] 2020 Chevrolet Silverado 2500HD (CK20903) 4WD Reg Cab 142" Work Truck ( Complete)

Standard Equipment

Package

Trailering Package includes trailer hitch, 7-pin connector and (CTT) Hitch Guidance (Deleted when (ZW9) pickup bed delete is ordered.)

Mechanical

Engine, 6.6L V8 with Direct Injection and Variable Valve Timing, gasoline, (401 hp [299 kW] @ 5200 rpm, 464 lb -ft of torque [629 N-m] @ 4000 rpm) (STD)

Transmission, 6-speed automatic, heavy-duty (STD) (Requires (L8T) 6.6L V8 gas engine.)

Rear axle, 3.73 ratio (Requires (L8T) 6.6L V8 gas engine. Not available with (L5P) Duramax 6.6L Turbo-Diesel V8 engine.)

Durabed, pickup bed (STD)

GVWR, 10,250 lbs. (4649 kg) (STD) (Included and only available with CC20753 model and (L8T) 6.6L V8 gas engine with 18" or 20" wheels or CK20903 model and (L8T) 6.6L V8 gas engine with 17" wheels.)

Air filter, high-capacity

Air filtration monitoring

Transfer case, two-speed electronic shift with push button controls (Requires 4WD models.)

Differential, heavy-duty locking rear

Four wheel drive

Cooling, external engine oil cooler

Cooling, auxiliary external transmission oil cooler

Battery, heavy-duty 720 cold-cranking amps/80 Amp-hr maintenance-free with rundown protection and retained accessory power (Included and only available with (L8T) 6.6L V8 gas engine.)

Alternator, 170 amps (Requires (L8T) 6.6L V8 gas engine.)

Frame, fully-boxed, hydroformed front section and a fully-boxed stamped rear section

Recovery hooks, front, frame-mounted, Black (Not included when (VQY) Chrome recovery hooks, LPO is ordered.)

Suspension Package

Steering, Recirculating Ball with smart flow power steering system

Brakes, 4-wheel antilock, 4-wheel disc with DURALIFE rotors

Brake lining wear indicator


Capless Fuel Fill (Requires (L8T) 6.6L V8 gas engine. Not available with (ZW9) pickup bed delete.)

Exterior

Wheels, 17" (43.2 cm) painted steel, Silver (STD)



This document contains information considered Confidential between GM and its Clients uniquely. The information provided is not intended for public disclosure. Prices, specifications, and availability are subject to change without notice, and do not include certain fees, taxes and charges that may be required by law or vary by manufacturer or region. Performance figures are guidelines only, and actual performance may vary. Photos may not represent actual vehicles or exact configurations. Content based on report preparer's input is subject to the accuracy of the input provided.
Data Version: 11890. Data Updated: 9-Mar-2020 9:32:00 PDT PM.

Vehicle: [Retail] 2020 Chevrolet Silverado 2500HD (CK20903) 4WD Reg Cab 142" Work Truck (Complete) 

Exterior

Tires, LT245/75R17E all-season, blackwall (STD)

Tire, spare LT245/75R17E all-season, blackwall (STD) (Included and only available with (QHQ) LT245/75R17E all-season, blackwall tires with (E63) Durabed, pickup bed. Available to order when (ZW9) pickup bed delete and (QHQ) LT245/75R17E all-season, blackwall tires are ordered)

Tire carrier lock keyed cylinder lock that utilizes same key as ignition and door (Deleted with (ZW9) pickup bed delete.)

Bumpers, front, Black

Bumpers, rear, Black

CornerStep, rear bumper

BedStep, Black integrated on forward portion of bed on driver and passenger side (Deleted when (ZW9) pickup bed delete is ordered.)

Mouldings, beltline, Black

Cargo tie downs (12), fixed rated at 500 lbs (226.8 kg) per corner (Deleted with (ZW9) pickup bed delete.)

Grille (Front grille bar with "CHEVROLET" moulded in Black, includes Black mesh inserts with small Gold bowtie emblem.)

Headlamps, halogen reflector with halogen Daytime Running Lamps

Taillamps with incandescent tail, stop and reverse lights

Lamps, cargo area, cab mounted integrated with centre high mount stop lamp, with switch in bank on left side of steering wheel.

Mirrors, outside high-visibility vertical trailering lower convex mirrors, manual-folding/extending (extends 3.31" [84.25mm]), moulded in Black

Mirror caps, Black

Glass, solar absorbing, tinted

Tailgate and bed rail protection cap, top

Tailgate, locking, utilizes same key as ignition and door (Upgraded to (QT5) EZ Lift power lock and release tailgate when (PCV) WT Convenience Package is ordered. Not available with (ZW9) pickup bed delete.)

Tailgate, gate function manual, no EZ Lift (Deleted with (ZW9) pickup bed delete.)

Door handles, Black grained

Entertainment

Audio system, Chevrolet Infotainment 3 system 7" diagonal colour touchscreen, AM/FM stereo. Additional features for compatible phones include: Bluetooth audio streaming for 2 active devices, voice command pass-through to phone, Apple CarPlay and Android Auto capable. (STD)

Audio system feature, 2-speakers (Requires Regular Cab model.)

Bluetooth for phone connectivity to vehicle infotainment system



This document contains information considered Confidential between GM and its Clients uniquely. The information provided is not intended for public disclosure. Prices, specifications, and availability are subject to change without notice, and do not include certain fees, taxes and charges that may be required by law or vary by manufacturer or region. Performance figures are guidelines only, and actual performance may vary. Photos may not represent actual vehicles or exact configurations. Content based on report preparer's input is subject to the accuracy of the input provided.
Data Version: 11890. Data Updated: 9-Mar-2020 9:32:00 PDT PM.

Vehicle: [Retail] 2020 Chevrolet Silverado 2500HD (CK20903) 4WD Reg Cab 142" Work Truck (Complete) (✓)

Interior

Seats, front 40/20/40 split-bench (no storage) (STD)

Vinyl seat trim

Seat adjuster, driver 4-way manual

Seat adjuster, passenger 4-way manual

Floor covering, rubberized-vinyl (Not available with LPO floor liners.)

Steering wheel, urethane

Steering column, Tilt-Wheel, manual with wheel locking security feature

Instrument cluster 6-gauge cluster featuring speedometer, fuel level, engine temperature, tachometer, voltage and oil pressure

Driver Information Centre, 3.5" diagonal monochromatic display

Exterior Temperature Display located in radio display

Windows, manual (Requires Regular Cab model.)

Door locks, manual (Requires Regular Cab model.)

USB port, located on instrument panel

Power outlet, front auxiliary, 12-volt

Air conditioning, single-zone

Mirror, inside rearview, manual tilt

Assist handles front A-pillar mounted for driver and passenger, rear B-pillar mounted

Safety-Mechanical

StabiliTrak stability control system with Proactive Roll Avoidance and traction control, includes electronic trailer sway control and hill start assist

Safety-Exterior

Daytime Running Lamps with automatic exterior lamp control

Safety-Interior

Airbags, Dual-stage frontal airbags for driver and front outboard passenger; Seat-mounted side-impact airbags for driver and front outboard passenger; Head-curtain airbags for front and rear outboard seating positions; Includes front outboard Passenger Sensing System for frontal outboard passenger airbag

Rear Vision Camera (Deleted with (ZW9) pickup bed delete.)

Hitch Guidance (Deleted with (ZW9) pickup bed delete.)



This document contains information considered Confidential between GM and its Clients uniquely. The information provided is not intended for public disclosure. Prices, specifications, and availability are subject to change without notice, and do not include certain fees, taxes and charges that may be required by law or vary by manufacturer or region. Performance figures are guidelines only, and actual performance may vary. Photos may not represent actual vehicles or exact configurations. Content based on report preparer's input is subject to the accuracy of the input provided.
Data Version: 11890. Data Updated: 9-Mar-2020 9:32:00 PDT PM.

Vehicle: [Retail] 2020 Chevrolet Silverado 2500HD (CK20903) 4WD Reg Cab 142" Work Truck (Complete) (✓)

Safety-Interior

Teen Driver a configurable feature that lets you activate customizable vehicle settings associated with a key fob, to help encourage safe driving behaviour. It can limit certain available vehicle features, and it prevents certain safety systems from being turned off. An in-vehicle report card gives you information on driving habits and helps you to continue to coach your new driver

Tire Pressure Monitoring System with Tire Fill Alert (does not apply to spare tire)

Processing-Other


Trailer Information Label provides max trailer ratings for tongue weight, conventional, gooseneck and 5th wheel trailering (Not available with (ZW9) pickup bed delete.)

WARRANTY

Basic Years: 3
Basic Miles/km: 60,000
Drivetrain Years: 5
Drivetrain Miles/km: 100,000
Drivetrain Note: Certain Commercial and/or Government Fleet vehicles and 2500/3500 HD Pickups with a 6.6L Duramax Turbo-Diesel Engine: 5 years/160,000 km
Corrosion Years (Rust-Through): 6
Corrosion Years: 3
Corrosion Miles/km (Rust-Through): 160,000
Corrosion Miles/km: 60,000
Roadside Assistance Years: 5
Roadside Assistance Miles/km: 100,000
Roadside Assistance Note: Certain Commercial and/or Government Fleet vehicles and 2500/3500 HD Pickups with a 6.6L Duramax Turbo-Diesel Engine: 5 years/160,000 km



This document contains information considered Confidential between GM and its Clients uniquely. The information provided is not intended for public disclosure. Prices, specifications, and availability are subject to change without notice, and do not include certain fees, taxes and charges that may be required by law or vary by manufacturer or region. Performance figures are guidelines only, and actual performance may vary. Photos may not represent actual vehicles or exact configurations. Content based on report preparer's input is subject to the accuracy of the input provided.
Data Version: 11890. Data Updated: 9-Mar-2020 9:32:00 PDT PM.

Vehicle: [Retail] 2020 Chevrolet Silverado 2500HD (CK20903) 4WD Reg Cab 142" Work Truck ( Complete)

Technical Specifications

Powertrain

Transmission

Drivetrain	Four Wheel Drive	Trans Order Code	MYD
Trans Type	6	Trans Description Cont.	Automatic
Trans Description Cont. Again	N/A	First Gear Ratio (:1)	4.03
Second Gear Ratio (:1)	2.36	Third Gear Ratio (:1)	1.53
Fourth Gear Ratio (:1)	1.15	Fifth Gear Ratio (:1)	0.85
Sixth Gear Ratio (:1)	0.67	Reverse Ratio (:1)	3.06
Clutch Size	N/A	Trans Power Take Off	N/A
Final Drive Axle Ratio (:1)	N/A	Transfer Case Model	Magna MP1625/6
Transfer Case Gear Ratio (:1), High	1.00	Transfer Case Gear Ratio (:1), Low	2.72
Transfer Case Power Take Off	N/A		

Mileage

EnerGuide Estimate - City	N/A	EnerGuide Estimate - Hwy	N/A
Cruising Range - City	N/A	Cruising Range - Hwy	N/A

Engine

Engine Order Code	L8T	Engine Type	Gas V8
Displacement	6.6L/400	Fuel System	Direct Injection
SAE Net Horsepower @ RPM	401 @ 5200	SAE Net Torque @ RPM	464 @ 4000
Engine Oil Cooler	Yes		

Electrical


Cold Cranking Amps @ 0° F (Primary)	720	Cold Cranking Amps @ 0° F (2nd)	730
Maximum Alternator Capacity (amps)	390	Cold Cranking Amps @ 0° F (3rd)	N/A

Cooling System

Total Cooling System Capacity	N/A
-------------------------------	-----



This document contains information considered Confidential between GM and its Clients uniquely. The information provided is not intended for public disclosure. Prices, specifications, and availability are subject to change without notice, and do not include certain fees, taxes and charges that may be required by law or vary by manufacturer or region. Performance figures are guidelines only, and actual performance may vary. Photos may not represent actual vehicles or exact configurations. Content based on report preparer's input is subject to the accuracy of the input provided.
Data Version: 11890. Data Updated: 9-Mar-2020 9:32:00 PDT PM.

Vehicle: [Retail] 2020 Chevrolet Silverado 2500HD (CK20903) 4WD Reg Cab 142" Work Truck (Complete) 

Vehicle

Emissions

Kg/yr of CO2 Emissions @ 20K km/year	N/A	G/km Of CO2 Emissions	N/A
--------------------------------------	-----	-----------------------	-----

Chassis

Weight Information

Standard Weight - Front	0 kg	Standard Weight - Rear	0 kg
Gross Axle Wt Rating - Front	2,540.16 kg	Gross Axle Wt Rating - Rear	2,898.5 kg
Curb Weight - Front	1,632.05 kg	Curb Weight - Rear	1,192.51 kg
Option Weight - Front	31.3 kg	Option Weight - Rear	31.3 kg
Reserve Axle Capacity - Front	876.81 kg	Reserve Axle Capacity - Rear	1,674.69 kg
As Spec'd Curb Weight	2,887.16 kg	As Spec'd Payload	1,762.24 kg
Maximum Payload Capacity	1,824.83 kg	Gross Combined Wt Rating	10,886.4 kg
Gross Axle Weight Rating	5,438.66 kg	Curb Weight	2,824.57 kg
Reserve Axle Capacity	2,551.5 kg	Total Option Weight	62.6 kg
Payload Weight Front	0 kg	Payload Weight Rear	0 kg
Gross Vehicle Weight Rating	4,649.4 kg		

Trailer

Dead Weight Hitch - Max Trailer Wt.	2,268 kg	Dead Weight Hitch - Max Tongue Wt.	226.8 kg
Wt Distributing Hitch - Max Trailer Wt.	6,577.2 kg	Wt Distributing Hitch - Max Tongue Wt.	657.72 kg
Maximum Trailering Capacity	6,577.2 kg		

Frame

Frame Type	Hydroformed	Sect Modulus Rails Only	N/A
Frame RBM	N/A	Frame Strength	N/A
Frame Thickness	N/A		

Suspension

Suspension Type - Front	Short/Long Arm	Suspension Type - Rear	Multi-Leaf Springs
Spring Capacity - Front	N/A	Spring Capacity - Rear	N/A
Axle Type - Front	N/A	Axle Type - Rear	N/A



This document contains information considered Confidential between GM and its Clients uniquely. The information provided is not intended for public disclosure. Prices, specifications, and availability are subject to change without notice, and do not include certain fees, taxes and charges that may be required by law or vary by manufacturer or region. Performance figures are guidelines only, and actual performance may vary. Photos may not represent actual vehicles or exact configurations. Content based on report preparer's input is subject to the accuracy of the input provided.
Data Version: 11890. Data Updated: 9-Mar-2020 9:32:00 PDT PM.

Vehicle: [Retail] 2020 Chevrolet Silverado 2500HD (CK20903) 4WD Reg Cab 142" Work Truck (✓)
Complete)

Chassis

Suspension

Axle Capacity - Front	N/A
Axle Ratio (:1) - Front	3.73
Shock Absorber Diameter - Front	51.0 mm
Stabilizer Bar Diameter - Front	35.05 mm

Axle Capacity - Rear	N/A
Axle Ratio (:1) - Rear	3.73
Shock Absorber Diameter - Rear	51.0 mm
Stabilizer Bar Diameter - Rear	N/A

Tires

Front Tire Order Code	QHQB
Spare Tire Order Code	ZHQ
Rear Tire Size	LT245/75R17E
Front Tire Capacity	1,310 kg
Spare Tire Capacity	1,450.16 kg
Revolutions/Mile @ 45 mph - Rear	N/A

Rear Tire Order Code	QHQB
Front Tire Size	LT245/75R17E
Spare Tire Size	LT245/75R17E
Rear Tire Capacity	1,450.16 kg
Revolutions/Mile @ 45 mph - Front	N/A
Revolutions/Mile @ 45 mph - Spare	N/A

Wheels

Front Wheel Size	431.8 x -TBD-mm
Spare Wheel Size	431.8 x 190.5 mm
Rear Wheel Material	Steel

Rear Wheel Size	431.8 x -TBD-mm
Front Wheel Material	Steel
Spare Wheel Material	Steel

Steering

Steering Type	Pwr
Steering Ratio (:1), At Lock	N/A
Turning Diameter - Wall to Wall	N/A

Steering Ratio (:1), On Centre	N/A
Turning Diameter - Curb to Curb	14.3 m


Brakes

Brake Type	Pwr
Brake ABS System (Second Line)	N/A
Disc - Rear (Yes or)	Yes
Rear Brake Rotor Diam x Thickness	358.14 x 33.02 mm
Rear Drum Diam x Width	N/A

Brake ABS System	4-Wheel
Disc - Front (Yes or)	Yes
Front Brake Rotor Diam x Thickness	355.6 x 40.64 mm
Drum - Rear (Yes or)	N/A



This document contains information considered Confidential between GM and its Clients uniquely. The information provided is not intended for public disclosure. Prices, specifications, and availability are subject to change without notice, and do not include certain fees, taxes and charges that may be required by law or vary by manufacturer or region. Performance figures are guidelines only, and actual performance may vary. Photos may not represent actual vehicles or exact configurations. Content based on report preparer's input is subject to the accuracy of the input provided.
Data Version: 11890. Data Updated: 9-Mar-2020 9:32:00 PDT PM.

Vehicle: [Retail] 2020 Chevrolet Silverado 2500HD (CK20903) 4WD Reg Cab 142" Work Truck (Complete) 

Chassis

Fuel Tank

Fuel Tank Capacity, Approx	136 L	Aux Fuel Tank Capacity, Approx	N/A
Fuel Tank Location	N/A	Aux Fuel Tank Location	N/A

Dimensions

Interior Dimensions

Passenger Capacity	3	Front Head Room	1,094.99 mm
Front Leg Room	1,131.06 mm	Front Shoulder Room	1,677.92 mm
Front Hip Room	1,546.86 mm	Second Head Room	N/A
Second Leg Room	N/A	Second Shoulder Room	N/A
Second Hip Room	N/A		

Exterior Dimensions

Wheelbase	3,595.37 mm	Length, Overall w/o rear bumper	N/A
Length, Overall	5,981.7 mm	Width, Max w/o mirrors	2,076.45 mm
Height, Overall	2,030.48 mm	Overhang, Front	N/A
Overhang, Rear w/o bumper	N/A	Front Bumper to Back of Cab	N/A
Cab to Axle	1,402.08 mm	Cab to End of Frame	N/A
Ground to Top of Load Floor	N/A	Ground to Top of Frame	N/A
Frame Width, Rear	N/A	Ground Clearance, Front	258.83 mm
Ground Clearance, Rear	258.83 mm	Body Length	0 m
Cab to Body	N/A		

Cargo Area Dimensions

Cargo Box Length @ Floor	2,496.06 mm	Cargo Box Width @ Top, Rear	N/A
Cargo Box Width @ Floor	1,813.56 mm	Cargo Box Width @ Wheelhousings	1,283.97 mm
Cargo Box (Area) Height	533.4 mm	Tailgate Width	N/A
Cargo Volume	2,364.46 L	Ext'd Cab Cargo Volume	N/A



This document contains information considered Confidential between GM and its Clients uniquely. The information provided is not intended for public disclosure. Prices, specifications, and availability are subject to change without notice, and do not include certain fees, taxes and charges that may be required by law or vary by manufacturer or region. Performance figures are guidelines only, and actual performance may vary. Photos may not represent actual vehicles or exact configurations. Content based on report preparer's input is subject to the accuracy of the input provided.
Data Version: 11890. Data Updated: 9-Mar-2020 9:32:00 PDT PM.