

# SILVERADO 2018

CHEVROLET





Silverado 1500 Crew Cab Short Box  
LTZ Z71 4x4 in Graphite Metallic (extra-  
cost colour) with available features and  
dealer-installed Chevrolet Accessories.



## A CENTURY OF HARDWORKING DURABILITY.

For the past 100 years, Chevrolet has been building trucks that are ready to work today, tomorrow and into the future.

The 2018 Silverado offers engines with best-in-class V8 power,<sup>1</sup> towing<sup>1</sup> or fuel efficiency<sup>1</sup> to provide a confident experience in just about any situation. The combination of high-strength steel with available advanced safety and connectivity features shows a truck can be as strong as it is smart.

Built by truck people, for truck people, Silverado was created from the ground up to be the one pickup you can always count on.

<sup>1</sup> Power and towing: When properly equipped. With available 6.2L V8 engine and Max Trailering Package. Fuel efficiency: With available 5.3L V8 eAssist engine (2WD).  
Class: Based on WardsAuto.com 2017 Large Pickup segment and latest competitive information available at time of printing. Excludes other GM vehicles.

**FIND NEW ROADS™**



Silverado 1500 Crew Cab Short Box  
LTZ Z71 4x4 Centennial Edition  
and Colorado Crew Cab Short Box  
Z71 4x4 Centennial Edition with  
available features, both in  
Centennial Blue Metallic.

# THE TRUCK OF A LIFETIME.



**A CENTURY OF CHEVY TRUCKS.** For 100 years, Chevy trucks have been part of the Canadian Dream. The partner you can count on in the fields, factories, worksites, towns and cities all across this great country. Together we've

spent a century building a nation and an unbreakable bond with our owners. And together, we're ready to take on the next hundred years. Learn more about the Chevy truck journey at [chevrolet.ca](http://chevrolet.ca).





## EXTERIOR DESIGN



Silverado 1500 Crew Cab Short Box LTZ Z71 4x4 in Cajun Red Tintcoat (extra-cost colour) with available features.

### **POWERFUL PERSONALITIES.**

Every Silverado looks great, thanks to a front end design with bold horizontal elements and a sculpted hood that creates a wide, aggressive stance. With model-specific grilles, each is unmistakable, projecting the strength and capability that can only belong to Silverado. Head to the specs section to see them all.

### **READY FOR THE SPOTLIGHT.**

LED technology leads the way with signature looks and impressive efficiency. It also allowed our designers to wrap the turn signals and brake lights around the contours of the main lights and other elements on select models.

On WT, LS, Custom, LT and LT Z71 models, High-Intensity Discharge (HID) projector-beam headlamps produce a tightly controlled light pattern. LTZ, LTZ Z71 and High Country take illumination to another level with LED headlamps that light the road or trail ahead.

### **AERODYNAMICS IN ACTION.**

Aero shutters help ensure the air necessary for cooling is directed through the radiator, while the rest flows smoothly around the truck. Air deflectors strategically positioned in front of the rear tires and a rear tailgate spoiler help reduce turbulence and drag. The resulting low drag coefficient helps contribute to impressive fuel efficiency.






**1. STRONG FROM ANY ANGLE.** Silverado has a well-defined hood that adds depth and strength to the muscular front end.

**2. A LASTING IMPRESSION.** Wraparound LED tail lamps have deep grooves and allow for expressive styling on LTZ, LTZ Z71 and High Country.

**3. BRIGHT IDEAS.** Z71 models, LTZ and High Country come equipped with tri-beam LED fog lamps.





## HIGH COUNTRY

**1. HIGH DESERT PACKAGE.** Available on LT, LTZ and High Country, High Desert includes a sport bar with sail panel, a hard folding tonneau cover, lighted side storage boxes and a flexible, lockable, weather-proof storage system. On High Country, this package also includes Magnetic Ride Control,<sup>™</sup> which delivers a smooth, precise ride by reading the road 1000 times per second and changing damping in milliseconds.

### 2. PREMIUM HIGH COUNTRY FEATURES.

The exclusive Saddle or Jet Black leather-trimmed interior includes full-feature front bucket seats and embroidered head restraints. Standard are a heated leather-wrapped steering wheel, power-adjustable pedals and the Enhanced Driver Alert Package.

**3. ONE STEP AHEAD.** Available power-retractable assist steps not only swing out, but also articulate rearward to provide easy access to the front of the cargo box and its contents. You can operate each step with buttons inside the cab or by touching the rear of a step with your foot. Available on LTZ, LTZ Z71 and High Country.





Silverado 1500 Crew Cab  
Short Box High Country 4x4 in  
Black with available features.



**BOLD LOOKS TAKEN EVEN HIGHER.** Body-colour front and rear bumpers, 6-in. rectangular chrome assist steps, plus chrome mirror caps, door handles, grille inserts and 20-in. wheels guarantee High Country always makes a strong design statement.

**CHEVY TRUCK CAPABILITY.** High Country has all the utility you expect with a standard Trailering Package, cargo tie-downs, a spray-on bedliner, full LED lighting, an automatic locking rear differential, an 8-speed automatic transmission, a 5.3L V8 or available 6.2L V8 engine, and an integrated trailer brake controller.

**REDEFINING RUGGED.** The Saddle or Jet Black leather-trimmed interior elevates High Country comfort. Heated and vented perforated leather-appointed front bucket seats with embroidered head restraints come equipped with 12-way power adjustment.

The cornerstones of the ultimate Silverado interior include a 7-speaker Bose® premium audio system, Chevrolet MyLink®<sup>1</sup> Radio with Navigation<sup>2</sup> and 8-in. diagonal colour touch-screen, a reconfigurable centre floor console and a wireless charging station.<sup>3</sup>

<sup>1</sup> MyLink functionality varies by model. Full functionality requires compatible Bluetooth and smartphone, and USB connectivity for some devices. <sup>2</sup> At time of printing, detailed map coverage is available for most major urban areas of the United States and for certain metropolitan areas of Canada (Vancouver, Calgary, Edmonton, Winnipeg, Windsor, London, Toronto, Ottawa, Montreal, Quebec City and Halifax). Coverage is significantly limited outside these areas. <sup>3</sup> The system wirelessly charges one PMA- or Qi-compatible mobile device. Some devices require an adaptor or back cover. To check for phone or other device compatibility, visit [chevrolettotalconnect.ca](http://chevrolettotalconnect.ca) for details.



Silverado 1500 4-door Double Cab  
Standard Box LT 4x4 in Red Hot with  
available features and dealer-  
installed Chevrolet Accessories.

# THE 4-DOOR DOUBLE CAB THAT DOES IT ALL.



**SEATING FOR UP TO SIX.** Silverado 4-door Double Cab has room for up to six, or up to five with available front bucket seats (not available on WT, LS and Custom).

**EASY IN AND OUT.** Forward-hinged rear doors mean getting into and out of the rear bench seat is no trouble at all. Once inside, passengers will have the comfort of 880 mm (34.6 in.) of rear-seat legroom.

**SMART STORAGE INSIDE.** When you need extra room for luggage, work tools or anything else, just fold the rear seat up. There's also an available under-seat storage bin with dividers to keep everything organized.

**EVEN TRUCK GUYS NEED QUIET TIME.** Every Silverado, including the 4-door Double Cab, features triple door seals and an inlaid door design that fits the doors flush with the body to help reduce wind and other exterior noises.



Silverado 1500 Crew Cab Short Box  
LTZ Z71 4x4 in Cajun Red Tintcoat  
(extra-cost colour) with available  
dealer-installed Chevrolet Accessories.

# Z71. THROUGH, OVER OR AROUND? YOUR CHOICE.



## **A LOOK MADE FOR THE OUTDOORS.**

The unmistakable appearance combines a body-colour front bumper and centre grille bar with Black recovery hooks. LT Z71 features high-gloss Black grille inserts and body-colour mirror caps, door handles and bodyside mouldings, while LTZ Z71 is accented with chrome grille inserts, mirror caps, door handles and bodyside mouldings.

## **Z71 OFF-ROAD TECHNOLOGY.**

Off-road jounce bumpers, Rancho® monotube shocks, an underbody transfer case shield and all-terrain tires increase off-road capability and performance. Hill Descent Control lets you set and maintain your speed on steep grades.

## **AUTOTRAC KEEPS YOU GOING.**

Z71 models include the Autotrac™ system, which adapts precisely to changing driving conditions. In addition to the traditional 2HI, 4HI, Neutral and 4LO modes, there is an Auto 4x4 setting that senses wheelspin and automatically transfers power between the front and rear wheels.

## **GET A GRIP.**

Ready to tame gravel, dirt, snow and mud? A GM-exclusive Eaton® automatic locking rear differential reacts in milliseconds to low-traction situations for improved forward motion, applying power equally to both rear wheels.



**PERFORMANCE**

Silverado 1500 Crew Cab Short Box  
LTZ Z71 4x4 in Deep Ocean Blue  
Metallic (extra-cost colour) with  
available features.

# THE MOST POWERFUL V8 ENGINE IN ITS CLASS.<sup>1,2</sup>



<sup>1</sup> Based on WardsAuto.com 2017 Large Pickup segment and latest competitive information available at time of printing. Excludes other GM vehicles. <sup>2</sup> 2018 Silverado 1500 equipped with 6.2L V8 engine.



# THE BEST V8 GAS FUEL EFFICIENCY OF ANY PICKUP IN THE INDUSTRY.<sup>1,2</sup>

**STRONG AND SMART.** Building on a small block heritage, our 4.3L V6, 5.3L V8 and 6.2L V8 engines are designed for trucks. All three use Direct Injection, Active Fuel Management® and Continuously Variable Valve Timing. It's a combination no competitor can beat.

**ACTIVE FUEL MANAGEMENT.** By sensing load and demand, this feature improves efficiency by seamlessly deactivating cylinders when power demands are light and reactivating cylinders when more power is required.

**DIRECT INJECTION.** The system injects fuel into the combustion chamber at more than 2000 psi for precise fuel distribution and fast, efficient combustion.

**CONTINUOUSLY VARIABLE VALVE TIMING.** This system monitors and adjusts valve open and close points for maximum levels of torque across the entire range of engine speeds.

**8-SPEED AUTOMATIC TRANSMISSION.** Standard on High Country and Crew Cab LTZ Z71 models and available on LTZ models with either the 6.2L V8 engine<sup>3</sup> or Max Trailering Package<sup>4</sup> is a highly efficient, smooth-shifting 8-speed automatic transmission.

## A POWERFUL LIGHT-DUTY PICKUP.

With 420 horsepower and 460 lb.-ft. of torque, the available 6.2L V8 delivers best-in-class V8 horsepower<sup>2,5</sup>. Not to be outdone, Silverado equipped with the 4.3L V6 easily generates the most torque of any base model V6 in its class.<sup>2</sup>

<sup>1</sup> With available 5.3L V8 eAssist engine (2WD). <sup>2</sup> Based on WardsAuto.com 2017 Large Pickup segment and latest competitive information available at time of printing. Excludes other GM vehicles. <sup>3</sup> Available with 4-door Double Cab or Crew Cab. <sup>4</sup> Available with Crew Cab. <sup>5</sup> 2018 Silverado 1500 equipped with 6.2L V8 engine. <sup>6</sup> Before you buy a vehicle or use it for trailering, carefully review the Trailering section of the Owner's Manual. The weight of passengers, cargo and options or accessories may reduce the amount you can tow. <sup>7</sup> Requires Silverado 1500 Regular Cab Standard Box 4x4. <sup>8</sup> 5.3L V8 engine with eAssist Package is also available. See specifications for details. <sup>9</sup> Requires Silverado 1500 4-door Double Cab Standard Box 2WD with available Max Trailering Package. <sup>10</sup> Requires Silverado 1500 4-door Double Cab Standard Box LTZ 2WD or Crew Cab Short Box 2WD with available Max Trailering Package.



**4.3L V6**

**285**<sup>HP</sup>  
@ 5300 RPM

**305**<sup>LB.-FT.</sup>  
TORQUE @ 3900 RPM

**7600**<sup>LB.</sup>  
3447 KG MAX. TOWING CAPABILITY<sup>5,7</sup>



**5.3L V8<sup>8</sup>**

**355**<sup>HP</sup>  
@ 5600 RPM

**383**<sup>LB.-FT.</sup>  
TORQUE @ 4100 RPM

**11,100**<sup>LB.</sup>  
5035 KG MAX. TOWING CAPABILITY<sup>9,9</sup>



**6.2L V8**

**420**<sup>HP</sup>  
@ 5600 RPM

**460**<sup>LB.-FT.</sup>  
TORQUE @ 4100 RPM

**12,500**<sup>LB.</sup>  
5670 KG MAX. TOWING CAPABILITY<sup>9,10</sup>



TOWING

# UP TO 12,500 LB. (5670 KG) OF BEST-IN-CLASS V8 TOWING POWER.<sup>1,2</sup>



Silverado 1500 Crew Cab Short Box LTZ 4x4 in Deep Ocean Blue Metallic (extra-cost colour) with available features.

**TRAILER SWAY CONTROL.** This system uses StabiliTrak® Electronic Stability Control sensors to detect a swaying trailer. It then applies both the vehicle and the trailer brakes (if properly equipped) to help bring it back in line.

**STEEP GRADES? NO PROBLEM.** With Hill Start Assist, sensors detect when Silverado is on a grade of 5% or more. It holds the brakes momentarily until the accelerator is pressed, helping to prevent rollback. Auto grade braking senses when Silverado is travelling on a downhill grade and engages a grade braking shift pattern to help maintain your desired speed.

**MAX TRAILERING PACKAGE.** With the available 6.2L V8 engine and the Max Trailering Package – which includes a heavy-duty rear axle ring gear and high-capacity rear springs, integrated trailer brake controller, enhanced cooling system and recalibrated shock tuning for increased control – you can tow up to 12,500 lb. (5670 kg).<sup>2</sup>

<sup>1</sup>Based on WardsAuto.com 2017 Large Pickup segment and latest competitive information available at time of printing. Excludes other GM vehicles. <sup>2</sup>Requires Silverado 1500 4-door Double Cab Standard Box LTZ 2WD or Crew Cab Short Box LTZ 2WD with available 6.2L V8 engine and Max Trailering Package. Before you buy a vehicle or use it for trailering, carefully review the Trailering section of the Owner's Manual. The weight of passengers, cargo and options or accessories may reduce the amount you can tow.





**1. REAR VISION CAMERA.** This standard feature incorporates dynamic guiding lines that help when backing into a tight parking spot or hitching a trailer.

**2. TRAILER BRAKE CONTROLLER.** Utilize your trailer brakes with an available integrated trailer brake controller. The level of brake force or “gain” is displayed in the Driver Information Centre. The brake controller seamlessly integrates with your trailer brakes during normal braking and with Trailer Sway Control.

**3. TOW/HAUL MODE.** Standard on every Silverado, Tow/Haul mode adjusts transmission shifts to reduce shift cycling when towing or hauling heavy loads or when driving on steep grades.



## PAYLOAD


**1. LED CARGO BOX LAMPS.** Available LED lamps mounted under the bed rails illuminate the cargo area — perfect when you need a better look at all you are hauling or when the tonneau cover is on. Shown with standard cab-mounted cargo box lamps and available spray-on bedliner.

**2. CORNERSTEP REAR BUMPER.** Along with pocket hand grips built into the top of the side rails, the CornerStep rear bumper with non-slip treads makes it easy to reach the cargo you're carrying.

**3. SPRAY-ON BEDLINER.** When you need a thick layer of durable protection between your bed and cargo, this available bedliner does the job. The tailgate is also covered to help protect its surface.







Silverado 1500 4-door Double Cab  
Standard Box Custom 4x4 in Silver Ice  
Metallic with available features.

**READY TO CARRY THE LOAD.** Silverado offers a number of boxes that help when you're hauling big payloads! The Standard Box is 6' 6" and is available with all cab configurations. Need a full 8' bed for drywall? Then take a look at Silverado Regular Cab. There's also a 5' 8" Short Box available on Crew Cab.

**THIS IS ONE BED THAT NEVER RESTS.** Demonstrations by Chevrolet have shown that aluminum beds are more susceptible to puncture than the high-strength roll-formed steel bed of the Silverado. Our bed is also stronger, lighter and more durable than a traditional stamped steel bed.

**TOUGH TIE-DOWNS.** Secure your cargo the way you want with four standard lower tie-downs and available movable upper tie-down hooks. The patented, load-bearing upper tie-downs are rated at 250 lb. (113 kg) each and can be positioned in several different places around the box, depending on the cargo.


**TAILGATE TECH.** The EZ-Lift and Lower tailgate is standard on LT models and higher. It lowers smoothly with no thud and can be closed with one hand, so you can load and unload cargo easily. If equipped with power locks, the tailgate locks and unlocks at the same time as the doors.

<sup>1</sup> These maximum payload ratings are intended for comparison purposes only. Before you buy a vehicle or use it to haul people or cargo, carefully review the Vehicle Loading section of the Owner's Manual and check the carrying capacity of your specific vehicle on the label on the inside of the driver door jamb.



ENGINEERING

# REAL STEEL FOR THE REAL WORLD.



**HIGH-STRENGTH STEEL.** The Silverado frame is highly refined and precisely tuned to help reduce vibration for a smoother ride and confident handling. The pillars, roof rails and rocker panels are constructed using high-strength steel to help create a quiet cab.

**HYDROFORMED FRAME.** Silverado uses a hydroformed, boxed high-strength steel frame. Cross members are through-frame welded for lateral support. This stiff frame combines with shear-style and hydraulic body mounts so you can

ride in comfort while hauling, towing and tackling rugged terrain.

**ELECTRIC RACK-AND-PINION POWER STEERING.** This system aids fuel efficiency versus engine-powered systems. The variable-assist feature is tuned to provide less assist at highway speeds for a solid on-centre feel, and more assist for less steering effort when manoeuvring in tight spaces.

**COIL-OVER-SHOCK FRONT SUSPENSION.** This fully independent system is precisely

tuned for solid handling. The front shock module is designed for road isolation in response to even small inputs. A thick spring isolator and a high spring rate help produce a controlled ride. The 34 mm stabilizer bar aids vehicle stability.

**TUNED MULTI-LEAF REAR SPRINGS.** Two-stage rear leaf springs with splayed shock absorber mounting help provide the perfect balance between ride smoothness and hauling capability. They've also been tuned for noise reduction, as well as corrosion resistance.

**DURALIFE™ BRAKE ROTORS.**

Exclusive Ferritic Nitro-Carburizing (FNC) technology hardens the rotor surface, which can help increase rotor life. It also provides protection against rust to help prevent steering wheel shudder during braking.

**ROBUST AXLE DESIGN.** Select Silverado models with the available Max Trailering Package feature a rear axle with a large ring gear designed to handle the increased power capacity and provide reliable durability. The available heavy-duty Eaton® automatic locking rear differential provides extra grip in low-traction situations.






INTERIOR DESIGN

Silverado 1500 Crew Cab LTZ interior  
in Dune with perforated leather  
appointments, Cocoa interior  
accents and available features.

**ALWAYS TRAVEL  
FIRST CLASS.**





Silverado 1500 Crew Cab LTZ interior in Dune with perforated leather appointments, Cocoa interior accents and available features.

**DESIGNED FOR ALL-DAY COMFORT.**

Resilient dual-firmness foam helps the seats retain their support over time, which is especially important for Silverado drivers and passengers who spend a lot of time in their trucks.

**THE WORLD AT YOUR FINGERTIPS.**

With steering wheel-mounted controls, you can activate available Bluetooth<sup>®</sup> phone functions<sup>1</sup>, set the cruise control, engage the available heated steering wheel and more. All knobs and buttons are large enough to accommodate gloved hands.

**A POWERFUL ALLY.** You're never far from a power supply: depending on the model you choose, there are multiple USB ports<sup>2</sup>, up to four auxiliary power outlets and an available 110-volt outlet. Plus, an available wireless charging station<sup>3</sup> lets you conveniently charge your compatible cellphone.

**IT'S CAPABLE INSIDE TOO.** The available centre floor console provides cavernous storage for your laptop or other items. Plus, there are upper and lower gloveboxes and "grab and go" storage pockets integrated into the doors so everything is within easy reach.

<sup>1</sup> Visit [chevrolettotalconnect.ca](http://chevrolettotalconnect.ca) to find out which phones are compatible with the vehicle. <sup>2</sup> Not compatible with all devices. <sup>3</sup> The system wirelessly charges one PMA- or Qi-compatible mobile device. Some devices require an adaptor or back cover. To check for phone or other device compatibility, visit [chevrolettotalconnect.ca](http://chevrolettotalconnect.ca) for details.





1



2



3



4

**1** MyLink functionality varies by model. Full functionality requires compatible Bluetooth and smartphone, and USB connectivity for some devices. **2** At time of printing, detailed map coverage is available for most major urban areas of the United States and for certain metropolitan areas of Canada (Vancouver, Calgary, Edmonton, Winnipeg, Windsor, London, Toronto, Ottawa, Montreal, Quebec City and Halifax). Coverage is significantly limited outside these areas. **3** Available on select Apple and Android devices. Service availability, features and functionality are subject to limitations and vary by vehicle, device and the plan you are enrolled in. Device data connection required. Visit [onstar.ca](http://onstar.ca) for more details. **4** Requires subscription to Remote Access Plan or Premium Access Plan. Services are subject to user terms and limitations, and vary by vehicle model. Unlock feature requires automatic locks. Remote start requires GM factory-installed and enabled remote start system. Visit [onstar.ca](http://onstar.ca) for more details. **5** Requires subscription to OnStar Guidance Plan, Premium Access Plan, OnStar Safety & Security Plan or Navigation Add-On. Services are subject to user terms and limitations, and vary by vehicle model. Visit [onstar.ca](http://onstar.ca) for more details. **6** Visit [onstar.ca](http://onstar.ca) for vehicle availability, details and system limitations. Services and connectivity vary by model and conditions as well as geographical and technical restrictions. Requires active connected vehicle services and data plan. Data plans provided by AT&T or its local service provider. Accessory Power must be active to use the Wi-Fi hotspot.

### **1. MYLINK. DONE YOUR WAY.**

Chevrolet MyLink<sup>1</sup> lets you arrange icons and features on the standard 7-in. or available 8-in. diagonal colour touch-screen. Store up to 60 favourites, including radio stations, contacts and even destinations (requires available Chevrolet MyLink<sup>1</sup> Radio with Navigation<sup>2</sup>).

### **2. PLENTY OF ROOM FOR YOUR THINGS.**

Upper and lower gloveboxes give you and your companions a place to store all kinds of items. You'll also find a number of other storage areas throughout.

**3. myChevrolet™ MOBILE APP.<sup>3</sup>** Download the app to your compatible smartphone and if your vehicle is properly equipped, you can start or turn off the engine;<sup>4</sup> lock/unlock the doors;<sup>4</sup> send destinations<sup>5</sup> to your available navigation system (if equipped), and more.

### **4. AVAILABLE Wi-Fi® IN SILVERADO.**

Chevrolet offers 4G LTE with built-in Wi-Fi hotspot<sup>6</sup>; includes 1 month or 3 GB data plan trial (whichever comes first) from vehicle delivery date. This technology provides the ability to seamlessly connect up to seven compatible devices and your vehicle to the Internet. It provides a great in-vehicle experience with a reliable connection.



## SAFETY

**SAFETY STARTS WITH YOU.** Safety features are no substitute for the driver's responsibility to operate the vehicle in a safe manner. The driver should remain attentive to traffic, surroundings and road conditions at all times. Read the vehicle Owner's Manual for important feature limitations and information.





# SAFE. STRONG. SILVERADO.

The available Enhanced Driver Alert Package has features that can alert you to the unexpected, including the Safety Alert Driver Seat, Lane Keep Assist with Lane Departure Warning, Low Speed Forward Automatic Braking, Forward Collision Alert, Front and Rear Park Assist, and IntelliBeam® high beam assist.



**SAFETY ALERT DRIVER SEAT.** The available seat uses directional vibration pulses from the seat cushion instead of audible crash avoidance alerts to help indicate the direction of potential collision threats. This patented warning approach is tied into certain other onboard crash avoidance systems.



**LANE KEEP ASSIST WITH LANE DEPARTURE WARNING.** At speeds above 60 km/h, this available camera-based system monitors road lines and will gently turn the steering wheel if the vehicle begins changing lanes without the use of a turn signal.



**LOW SPEED FORWARD AUTOMATIC BRAKING.** If the vehicle is travelling at a low speed and this available system detects that a front-end collision situation is imminent while following a detected vehicle and the driver has not already applied the brakes, the system automatically applies the brakes to help reduce the collision's severity. The system may even help avoid a collision at very low speeds.



**FORWARD COLLISION ALERT.** This available feature continually monitors how close your vehicle is to the vehicle in front of you. If the system determines that a front-end collision with a detected vehicle is imminent, it alerts the driver to a potential crash. It also warns the driver if their Silverado is following a detected vehicle much too closely.



**FRONT AND REAR PARK ASSIST.** Ideal when pulling into a parking spot at low speeds, this available system senses stationary objects and alerts you if an object is too close. The rear vision camera automatically displays a live image of the area behind the vehicle on the screen in the centre stack after you shift into Reverse.



**INTELLIBEAM HIGH BEAM ASSIST.** When oncoming headlamps are sensed or when tail lamps are detected in front of you, available IntelliBeam high beam assist intuitively adjusts between low and high beams.



**REAR VISION CAMERA.** When the transmission is in Reverse, the standard rear vision camera with dynamic guiding lines allows the driver to view objects directly behind the vehicle via the screen in the centre stack. So it's easier to back up, park or hook up a trailer.



**TEEN DRIVER.** The Teen Driver system is ideal in helping small business owners guide their employees to be good company representatives on the road. This technology helps encourage and coach safe driving habits in a number of ways, including an in-vehicle report card that monitors the frequency of certain available active safety feature activations, muting the audio system when front-seat occupants aren't wearing their safety belts, and giving audible and visual warnings when the vehicle is travelling over a predetermined speed.

**ONSTAR® AUTOMATIC CRASH RESPONSE!** In a crash, built-in sensors can automatically connect you to a specially trained OnStar advisor who will help you get the assistance you need — even if you can't ask for it. Advisors can use GPS technology to pinpoint your location and request emergency help. Automatic Crash Response is included in the OnStar Safety & Security Plan<sup>2</sup> for the first month. It is included on LS, LT, LT Z71, LTZ, LTZ Z71 and High Country and is available on WT and Custom.

<sup>1</sup> OnStar acts as a link to existing emergency service providers. Not all vehicles may transmit all crash data. <sup>2</sup> OnStar acts as a link to existing emergency service providers. Not all vehicles may transmit all crash data. Roadside services provided by Allstate Roadside Services. Limitations and restrictions apply. Stolen Vehicle Assistance requires armed factory-installed theft-deterrent system and selection of notification communication preference(s). These services are intended to assist with vehicle recovery and do not prevent theft or protect against damage or loss. Additional messaging and data rates may apply. Services are subject to user terms and limitations. Visit [onstar.ca](http://onstar.ca) for more details.



## SPECIAL EDITIONS



### **MIDNIGHT EDITION**

BLACK DOOR HANDLES AND MIRROR CAPS

BLACK BOWTIE EMBLEMS

BLACK FRONT SKID PLATE

18" BLACK-PAINTED ALUMINUM WHEELS (REG)

GOODYEAR WRANGLER DURATRAC® OFF-ROAD TIRES

BOLD Z71 BADGES

AVAILABLE ON 4-DOOR DOUBLE CAB LT Z71 AND CREW CAB SHORT BOX LTZ Z71 MODELS

### **SPECIAL OPS EDITION**

UNIQUE NAVAL-INSPIRED GRAPHICS

BLACK BOWTIE EMBLEMS

SPORT BAR WITH SPECIAL OPS SIGNATURE

SPORT ASSIST STEPS

20" BLACK-PAINTED ALUMINUM WHEELS (NZQ)

P275/55R20 ALL-TERRAIN TIRES

CARGO BOX UNDER-RAIL LED LIGHTING

SPRAY-ON BEDLINER

AVAILABLE ON 4-DOOR DOUBLE CAB WT MODEL; REQUIRES BLACK OUT EDITION

### **HD CUSTOM SPORT EDITION**

BODY-COLOUR GRILLE AND BUMPERS

CHROME DOOR HANDLES AND MIRROR CAPS

CHROME BODYSIDE MOULDINGS

SPRAY-ON BEDLINER

FRONT AND REAR PARK ASSIST

AVAILABLE ON 2500HD AND 3500HD CREW CAB LT AND LTZ MODELS IN SUMMIT WHITE OR BLACK

### **RALLY 2 EDITION**

RALLY STRIPING ON HOOD AND SIDES

BLACK BOWTIE EMBLEMS

22" BLACK-PAINTED ALUMINUM WHEELS (SEV)

P285/45R22 ALL-TERRAIN TIRES

4" ROUND BLACK TUBULAR ASSIST STEPS

SPRAY-ON BEDLINER

AVAILABLE ON 4-DOOR DOUBLE CAB AND CREW CAB SHORT BOX LT Z71 MODELS IN RED HOT, SUMMIT WHITE, BLACK AND SILVER ICE METALLIC

### **REALTREE® EDITION**

REALTREE EXTERIOR CAMOUFLAGE GRAPHICS

CAMOUFLAGE BOWTIE EMBLEMS

BLACK OFF-ROAD ASSIST STEPS

20" BLACK-PAINTED ALUMINUM WHEELS (NZQ)

P275/55R20 ALL-TERRAIN TIRES

BOLD Z71 BADGES

REALTREE SPRAY-ON BEDLINER

EMBROIDERED HEAD RESTRAINTS AND INTERIOR CAMOUFLAGE GRAPHICS

AVAILABLE ON CREW CAB SHORT BOX LTZ Z71 MODELS





#### **REDLINE EDITION**

20" BLACK-PAINTED ALUMINUM WHEELS WITH  
RED ACCENTS (NZR)

P275/55R20 ALL-TERRAIN TIRES

RED RECOVERY HOOKS

BLACK SILVERADO BADGES WITH RED OUTLINE

SPORT ASSIST STEPS

SPRAY-ON BEDLINER

BLACK BOWTIE EMBLEMS

BLACK GRILLE WITH SURROUNDS, DOOR  
HANDLES, BELTLINE MOULDINGS, MIRROR CAPS  
AND HEADLAMP BEZELS


AVAILABLE ON 4-DOOR DOUBLE CAB LT Z71 AND  
CREW CAB SHORT BOX LTZ Z71 MODELS



## ACCESSORIES




Dealer-installed Illuminated Chevrolet Bowtie  
available from Chevrolet Accessories.



Dealer-installed Round Chrome Assist Steps  
available from Chevrolet Accessories.






Dealer-installed Soft Folding Tonneau Cover  
available from Chevrolet Accessories.



Premium All-Weather Floor Liners  
available from Chevrolet Accessories.

**THE ULTIMATE SILVERADO IS THE ONE YOU BUILD.** These are just a few of the impressive accessories available for your 2018 Silverado. For a complete list, check out [chevrolet.ca](http://chevrolet.ca).



	TRIM	BOX <sup>1</sup>	ENGINE STD/OPT	AUTOMATIC TRANSMISSION STD/OPT	DRIVE
	WT	STD/LONG	4.3L/5.3L	6-SPEED	2WD/4x4
	LS	STD/LONG	4.3L/5.3L	6-SPEED	2WD/4x4
	LT	STD/LONG	4.3L/5.3L	6-SPEED	2WD/4x4
	LT Z71	STD/LONG	4.3L/5.3L	6-SPEED	4x4
	WT	STD	4.3L/5.3L	6-SPEED	2WD/4x4
	LS	STD	4.3L/5.3L	6-SPEED	2WD/4x4
	Custom	STD	4.3L/5.3L	6-SPEED	2WD/4x4
	LT	STD	4.3L/5.3L	6-SPEED	2WD/4x4
	LT Z71	STD	4.3L/5.3L	6-SPEED	4x4
	LTZ	STD	5.3L/6.2L	6-SPEED/8-SPEED	2WD/4x4
	LTZ Z71	STD	5.3L/6.2L	6-SPEED/8-SPEED	4x4
	WT	SHORT/STD	4.3L/5.3L	6-SPEED	2WD/4x4
	LS	SHORT/STD	4.3L/5.3L	6-SPEED	2WD/4x4
	Custom	SHORT/STD	4.3L/5.3L	6-SPEED	2WD/4x4
	LT	SHORT/STD	4.3L/5.3L	6-SPEED	2WD/4x4
	LT Z71	SHORT/STD	4.3L/5.3L	6-SPEED	4x4
	LTZ	SHORT/STD	5.3L/6.2L	6-SPEED/8-SPEED	2WD/4x4
	LTZ Z71	SHORT/STD	5.3L/6.2L	8-SPEED	4x4
	High Country	SHORT/STD	5.3L/6.2L	8-SPEED	4x4

<sup>1</sup> Box length: Short Box 5' 8", Standard Box 6' 6" and Long Box 8'.



PAYLOAD AND TRAILER WEIGHT RATINGS

MODEL	ENGINE	AUTOMATIC TRANSMISSION	AXLE RATIO	GVWR <sup>1</sup> LB. (KG)	MAX. PAYLOAD <sup>2</sup> LB. (KG)	MAX. CONVENTIONAL TOWING <sup>3</sup> LB. (KG)
REGULAR CAB STANDARD BOX 2WD	4.3L	6-SPEED	3.23	6500 (2948)	1960 (889)	6000 (2722)
	5.3L	6-SPEED	3.08	6600 (2994)	1920 (871)	6900 (3130)
	5.3L	6-SPEED	3.42	6600 (2994)	1920 (871)	8900 (4037)
REGULAR CAB STANDARD BOX 4x4	4.3L	6-SPEED	3.42	6700 (3039)	1880 (853)	7600 (3447)
	5.3L	6-SPEED	3.08	6800 (3084)	1870 (848)	6600 (2994)
	5.3L	6-SPEED	3.42	6800 (3084)	1870 (848)	8600 (3901)
REGULAR CAB LONG BOX 2WD	4.3L	6-SPEED	3.23	6700 (3039)	1980 (898)	5900 (2676)
	5.3L	6-SPEED	3.08	6800 (3084)	1980 (898)	6800 (3084)
	5.3L	6-SPEED	3.42	6800 (3084)	1980 (898)	9800 (4445)
REGULAR CAB LONG BOX 4x4	4.3L	6-SPEED	3.42	6900 (3130)	1920 (871)	7400 (3357)
	5.3L	6-SPEED	3.08	7000 (3175)	1930 (875)	6500 (2948)
	5.3L	6-SPEED	3.42	7000 (3175)	1930 (875)	9500 (4309)
4-DOOR DOUBLE CAB STANDARD BOX 2WD	4.3L	6-SPEED	3.23	6900 (3130)	1890 (857)	5600 (2540)
	5.3L	6-SPEED	3.08	7000 (3175)	1890 (857)	6400 (2903)
	5.3L	6-SPEED	3.42	7000 (3175)	1890 (857)	9400 (4264)
	5.3L	6-SPEED	3.73	7400 (3357) <sup>4</sup>	2250 (1021) <sup>4</sup>	11,100 (5035) <sup>4</sup>
	6.2L	8-SPEED	3.23	7000 (3175)	1820 (826)	9400 (4264)
	6.2L	8-SPEED	3.42	7400 (3357) <sup>4</sup>	2150 (975) <sup>4</sup>	12,500 (5670) <sup>4</sup>
4-DOOR DOUBLE CAB STANDARD BOX 4x4	4.3L	6-SPEED	3.42	7100 (3221)	1840 (835)	7100 (3221)
	5.3L	6-SPEED	3.08	7200 (3266)	1850 (839)	6200 (2812)
	5.3L	6-SPEED	3.42	7200 (3266)	1850 (839)	9200 (4173)
	5.3L	6-SPEED	3.73	7600 (3447) <sup>4</sup>	2220 (1007) <sup>4</sup>	10,800 (4899) <sup>4</sup>
	6.2L	8-SPEED	3.23	7200 (3266)	1780 (807)	9100 (4128)
	6.2L	8-SPEED	3.42	7600 (3447) <sup>4</sup>	2110 (957) <sup>4</sup>	11,800 (5352) <sup>4</sup>

MODEL	ENGINE	AUTOMATIC TRANSMISSION	AXLE RATIO	GVWR <sup>1</sup> LB. (KG)	MAX. PAYLOAD <sup>2</sup> LB. (KG)	MAX. CONVENTIONAL TOWING <sup>3</sup> LB. (KG)
CREW CAB SHORT BOX 2WD	4.3L	6-SPEED	3.23	6900 (3130)	1840 (835)	5500 (2495)
	5.3L	6-SPEED	3.08	7000 (3175)	1810 (821)	6400 (2903)
	5.3L	6-SPEED	3.42	7000 (3175)	1810 (821)	9400 (4264)
	5.3L	6-SPEED	3.73	7400 (3357) <sup>4</sup>	2170 (984) <sup>4</sup>	11,000 (4990) <sup>4</sup>
	5.3L	eAssist 8-SPEED	3.08	7000 (3175)	1880 (853)	6500 (2948)
	5.3L	eAssist 8-SPEED	3.42	7000 (3175)	1810 (821)	9400 (4264)
	5.3L	8-SPEED	3.42	7000 (3175)	1760 (798)	9300 (4218)
	5.3L	8-SPEED	3.42	7400 (3357) <sup>4</sup>	2130 (966) <sup>4</sup>	11,000 (4990) <sup>4</sup>
	6.2L	8-SPEED	3.23	7000 (3175)	1740 (789)	9300 (4218)
	6.2L	8-SPEED	3.42	7400 (3357) <sup>4</sup>	2080 (943) <sup>4</sup>	12,500 (5670) <sup>4</sup>
	4.3L	6-SPEED	3.42	7100 (3221)	1770 (803)	7000 (3175)
	5.3L	6-SPEED	3.08	7200 (3266)	1760 (798)	6100 (2767)
CREW CAB SHORT BOX 4x4	5.3L	6-SPEED	3.42	7200 (3266)	1760 (798)	9100 (4128)
	5.3L	6-SPEED	3.73	7600 (3447) <sup>4</sup>	2120 (962) <sup>4</sup>	10,700 (4853) <sup>4</sup>
	5.3L	eAssist 8-SPEED	3.42	7200 (3266)	1750 (794)	9100 (4128)
	5.3L	8-SPEED	3.42	7200 (3266)	1730 (785)	9100 (4128)
	5.3L	8-SPEED	3.42	7600 (3447) <sup>4</sup>	2090 (948) <sup>4</sup>	10,700 (4853) <sup>4</sup>
	6.2L	8-SPEED	3.23	7200 (3266)	1690 (767)	9100 (4128)
	6.2L	8-SPEED	3.42	7600 (3447) <sup>4</sup>	2030 (921) <sup>4</sup>	11,700 (5307) <sup>4</sup>
	5.3L	6-SPEED	3.08	7000 (3175)	1730 (785)	6300 (2858)
	5.3L	6-SPEED	3.42	7000 (3175)	1730 (785)	9300 (4218)
	5.3L	6-SPEED	3.73	7400 (3357) <sup>4</sup>	2090 (948) <sup>4</sup>	11,000 (4990) <sup>4</sup>
CREW CAB STANDARD BOX 2WD	5.3L	8-SPEED	3.42	7000 (3175)	1690 (767)	9300 (4218)
	5.3L	8-SPEED	3.42	7400 (3357) <sup>4</sup>	2060 (934) <sup>4</sup>	10,900 (4944) <sup>4</sup>
	6.2L	8-SPEED	3.23	7000 (3175)	1660 (753)	9300 (4218)
	6.2L	8-SPEED	3.42	7400 (3357) <sup>4</sup>	2000 (907) <sup>4</sup>	11,900 (5398) <sup>4</sup>
	5.3L	6-SPEED	3.08	7200 (3266)	1710 (776)	6100 (2767)
	5.3L	6-SPEED	3.42	7200 (3266)	1710 (776)	9100 (4128)
	5.3L	6-SPEED	3.73	7600 (3447) <sup>4</sup>	2070 (939) <sup>4</sup>	10,700 (4853) <sup>4</sup>
	5.3L	8-SPEED	3.42	7200 (3266)	1670 (757)	9100 (4128)
CREW CAB STANDARD BOX 4x4	5.3L	8-SPEED	3.42	7600 (3447) <sup>4</sup>	2040 (925) <sup>4</sup>	10,700 (4853) <sup>4</sup>
	6.2L	8-SPEED	3.23	7200 (3266)	1640 (744)	9000 (4082)
	6.2L	8-SPEED	3.42	7600 (3447) <sup>4</sup>	1980 (898) <sup>4</sup>	11,700 (5307) <sup>4</sup>

<sup>1</sup> Gross Vehicle Weight Rating (GVWR) includes vehicle, passengers, equipment and cargo. <sup>2</sup> These maximum payload ratings are intended for comparison purposes only. Before you buy a vehicle or use it to haul people or cargo, carefully review the Vehicle Loading section of the Owner’s Manual and check the carrying capacity of your specific vehicle on the label on the inside of the driver door jamb. <sup>3</sup> Before you buy a vehicle or use it for trailering, carefully review the Trailering section of the Owner’s Manual. The weight of passengers, cargo and options or accessories may reduce the amount you can tow. <sup>4</sup> Requires available Max Trailering Package.



SELECT VEHICLE FEATURES



SILVERADO WT Silverado WT includes these standard features:

285 hp EcoTec3 4.3L V6 engine with Active Fuel Management, Direct Injection (DI) and Variable Valve Timing (VVT) (all WT models except Crew Cab Standard Box)
355 hp EcoTec3 5.3L V8 engine with Active Fuel Management, Direct Injection (DI) and Variable Valve Timing (VVT) (Crew Cab Standard Box)
Oil life monitoring system
6-speed automatic transmission with Tow/Haul mode and Grade Braking
4-wheel disc brakes with Duralife rotors and Anti-lock Braking System (ABS)
Heavy-duty external engine oil cooler
Auxiliary external transmission oil cooler (Crew Cab Standard Box)
StabiliTrak Electronic Stability Control System with Proactive Roll Avoidance, Electronic Trailer Sway Control and Hill Start Assist
Traction control
Transfer case, 2-speed floor-mounted shifter (4x4)
17-in. painted-steel wheels (RD6)
P255/70R17 all-season <sup>1</sup> tires
High-Intensity Discharge (HID) headlamps with LED signature daytime running lamps
Chrome grille surround
Active aero shutters
Front recovery hooks, Black (4x4)
Exterior mirrors, manual-folding, Black
Black door handles
Solar-absorbing tinted glass
Cargo box lighting, cab mounted
Locking tailgate
Bed rail and tailgate protector caps




SILVERADO LS enhances Silverado WT features with:

17-in. painted-steel wheels with stainless steel cladding (RD7)
17-in. bright machined-aluminum wheels (Q5U) (Crew Cab)
Chrome front and rear bumpers
Power exterior mirrors, heated, Black (includes driver-side spotter mirror)
Deep-tinted glass behind front doors
Remote keyless entry
Remote locking tailgate
Power windows (Regular Cab)
OnStar Safety & Security Plan <sup>5</sup> with 1-month coverage
4G LTE with built-in Wi-Fi <sup>®</sup> hotspot <sup>‡</sup> ; includes 1 month or 3 GB data plan trial (whichever comes first) from vehicle delivery date
10 years of standard connectivity with Chevrolet Connected Access <sup>‡</sup>

SILVERADO WT (CONTINUED)

Black front and rear bumpers
CornerStep rear bumper
Capless fuelling
Rear vision camera
6 airbags <sup>1</sup>
Driver Information Centre with 3.5-in. monochromatic display
Teen Driver technology
Tire pressure monitoring system with tire fill alert (excludes spare tire)
Air conditioning with manual controls, single-zone
Power windows (Double Cab and Crew Cab)
Power programmable door locks
Tilt adjustable steering column
Cruise control
Vinyl floor covering
Front 40/20/40 split-bench seat with fold-down armrest and storage
Driver-seat manual lumbar adjuster (cloth seats)
Folding rear bench seat (Double Cab)
60/40 split-folding rear bench seat (Crew Cab)
Vinyl or cloth seating surfaces
Chevrolet MyLink <sup>2</sup> Radio infotainment system with 7-in. colour touch-screen display
6-speaker audio system
Bluetooth <sup>®3</sup> hands-free phone connectivity and wireless audio streaming
USB port. <sup>4</sup>

<sup>1</sup> Always use safety belts and the correct child restraint for your child's age and size, even with airbags. Even in vehicles equipped with the Passenger Sensing System, children are safer when properly secured in a rear seat in the appropriate infant, child or booster seat. Never place a rear-facing infant restraint in the front seat of any vehicle equipped with an active frontal airbag. See the Owner's Manual and the child safety seat instructions for more safety information. <sup>2</sup> MyLink functionality varies by model. Full functionality requires compatible Bluetooth and smartphone, and USB connectivity for some devices. <sup>3</sup> Visit [chevrolettotalconnect.ca](http://chevrolettotalconnect.ca) to find out which phones are compatible with the vehicle. <sup>4</sup> Not compatible with all devices. <sup>5</sup> OnStar acts as a link to existing emergency service providers. Not all vehicles may transmit all crash data. Roadside services provided by Allstate Roadside Services. Limitations and restrictions apply. Stolen Vehicle Assistance requires armed factory-installed theft-deterrent system and selection of notification communication preference(s). These services are intended to assist with vehicle recovery and do not prevent theft or protect against damage or loss. Additional messaging and data rates may apply. Services are subject to user terms and limitations. Visit [onstar.ca](http://onstar.ca) for more details. <sup>6</sup> Visit [onstar.ca](http://onstar.ca) for vehicle availability, details and system limitations. Services and connectivity vary by model and conditions as well as geographical and technical restrictions. Requires active connected vehicle services and data plan. Data plans provided by AT&T or its local service provider. Accessory Power must be active to use the Wi-Fi hotspot. <sup>7</sup> Limitations apply. Not transferable. Standard connectivity available to original purchaser for 10 years from the vehicle delivery date for model year 2018 and newer Chevrolet vehicles. Visit [onstar.ca](http://onstar.ca) for details and further plan limitations. Connected Access does not include emergency or security services. Availability of Connected Access and any of its services are dependent on compatible 4G LTE wireless networks and are also subject to change. <sup>†</sup> All-season tires may not satisfy winter tire requirements in all regions of the country. Tires specifically designed for severe winter conditions and marked with the "winter tire" symbol  may be required during certain months or in certain regions. Contact your Provincial, Municipal or local road authority for information regarding which tires are required in your particular area.



SELECT VEHICLE FEATURES (CONTINUED)



**SILVERADO CUSTOM** enhances Silverado WT features with:

Body-colour front and rear bumpers
Body-colour grille surround
Body-colour headlamp bezels
Front recovery hooks, Black (2WD)
Deep-tinted glass behind front doors
Power exterior mirrors, heated, Black (includes driver-side spotter mirror)
20-in. chrome-clad aluminum wheels (NZN)
P275/55R20 all-season <sup>†</sup> tires.




**SILVERADO LT** enhances Silverado LS features with:

Autotrac 2-speed transfer case with electronic controls (4x4 models)
17-in. bright machined-aluminum wheels (Q5U) (Regular Cab and Double Cab)
Power exterior mirrors, heated, body-colour (includes driver-side spotter mirror)
Body-colour door handles
Body-colour bodyside mouldings
Rear wheelhouse liners (Double Cab and Crew Cab)
EZ-Lift and Lower Tailgate
Driver Information Centre with 4.2-in. colour display
Colour-keyed carpeted floor covering
Rubber floor mats
Leather-wrapped steering wheel with Bluetooth <sup>®</sup> <sup>‡</sup> cruise and audio system controls
Front centre fold-down armrest with storage
Front lockable storage compartment in centre seat cushion
60/40 split-folding rear bench seat (Double Cab)
Sunshades with illuminated vanity mirrors
Chevrolet MyLink <sup>2</sup> Radio infotainment system with 8-in. colour touch-screen display
HD Radio <sup>®</sup>
Single-slot CD/MP3 player
SiriusXM <sup>®</sup> Radio <sup>3</sup> 3-month trial subscription



**SILVERADO LT Z71** enhances Silverado LT features with:

Automatic locking rear differential
Trailer Package
Rancho <sup>®</sup> monotube shock absorbers
High-capacity air cleaner
Hill Descent Control
Transfer case shield
Body-colour front and rear bumpers
Body-colour grille surround
Body-colour headlamp bezels
LED fog lamps
18-in. bright machined-aluminum wheels (RD1)
P265/65R18 all-terrain tires
Brushed-metal Z71 doorsill plates
Z71-specific gauge cluster treatment
Z71-specific interior trim plates
Z71-specific front bumper fascia appearance
Z71-specific grille insert with badging
Z71 pickup box decals.

<sup>1</sup> Visit [chevrolettotalconnect.ca](http://chevrolettotalconnect.ca) to find out which phones are compatible with the vehicle. <sup>2</sup> MyLink functionality varies by model. Full functionality requires compatible Bluetooth and smartphone, and USB connectivity for some devices. <sup>3</sup> Available in 10 Canadian provinces, 3 territories and the 48 contiguous United States. Subscription sold separately after trial period. If you decide to continue your service at the end of your trial subscription, the plan you choose will automatically renew and bill at then-current rates until you call 1-888-539-7474 to cancel. Other fees and taxes will apply. All fees and programming subject to change. See the Customer Agreement for complete terms at [siriusxm.ca/terms](http://siriusxm.ca/terms). <sup>†</sup> All-season tires may not satisfy winter tire requirements in all regions of the country. Tires specifically designed for severe winter conditions and marked with the “winter tire” symbol  may be required during certain months or in certain regions. Contact your Provincial, Municipal or local road authority for information regarding which tires are required in your particular area.



SELECT VEHICLE FEATURES (CONTINUED)



SILVERADO LTZ enhances Silverado LT features with:

355 hp EcoTec3 5.3L V8 engine with Active Fuel Management, Direct Injection (DI) and Variable Valve Timing (VVT)
Automatic locking rear differential
Trailer Package
Auxiliary external transmission oil cooler
18-in. bright machined-aluminum wheels (PZX)
P265/65R18 all-season <sup>†</sup> tires
LED headlamps with LED signature daytime running lamps and turn signals
LED fog lamps
LED tail lamps
Power exterior mirrors, heated, chrome caps (includes driver-side spotter mirror), power-folding, driver-side auto-dimming feature, integrated turn signals and ground illumination
Chrome bodyside mouldings
Chrome door handles
Electric rear-window defogger
Power-sliding rear window
Tilt and telescopic adjustable steering column
Remote vehicle starter system
Dual-zone automatic climate controls
Theft-deterrent system
110-volt AC power outlet
Interior rear-view auto-dimming mirror
Leather-appointed front seating surfaces
Heated front split-bench seat
Driver and front-passenger power 10-way seat adjusters
Driver and front-passenger power 2-way lumbar adjusters
2-position driver memory
Universal home remote.




SILVERADO LTZ Z71 enhances Silverado LTZ features with:

8-speed automatic transmission with Tow/Haul mode and Grade Braking (Crew Cab)
Rancho <sup>®</sup> monotube shock absorbers
High-capacity air cleaner
Hill Descent Control
Transfer case shield
18-in. bright machined-aluminum wheels (RD1)
P265/65R18 all-terrain tires
Body-colour front and rear bumpers
Body-colour grille surround
Body-colour headlamp bezels
Spray-on bedliner
Brushed-metal Z71 doorsill plates
Z71-specific gauge cluster treatment
Z71-specific interior trim plates
Z71-specific front bumper fascia appearance
Z71-specific grille insert with badging
Z71 pickup box decals.



SILVERADO HIGH COUNTRY enhances Silverado LTZ features with:

8-speed automatic transmission with Tow/Haul mode and Grade Braking
Forward Collision Alert
Low Speed Forward Automatic Braking
Lane Keep Assist
Front and Rear Park Assist
Safety Alert Driver Seat
20-in. chromed-aluminum wheels (NZJ)
P275/55R20 all-season <sup>†</sup> tires
Body-colour front and rear bumpers
Unique chrome grille insert
IntelliBeam headlamps with automatic high beam on/off control
Spray-on bedliner
4 movable upper cargo box tie-downs
Chrome tubular 6-in. assist steps
Polished exhaust tip
Integrated electric trailer brake controller
Power 12-way front bucket seats
Driver and front-passenger power 4-way lumbar adjusters
Perforated-leather-appointed seating surfaces
Heated and vented front bucket seats
Power-adjustable pedals
Heated steering wheel
Reconfigurable centre floor console with power cord management, mobile phone storage and file holder
Colour-keyed carpeted floor mats
Chevrolet MyLink <sup>1</sup> Radio with Navigation <sup>2</sup> and SiriusXM <sup>®</sup> Traffic <sup>3</sup> with 3-month trial
Bose <sup>®</sup> 7-speaker premium audio system
Wireless charging <sup>4</sup>

<sup>1</sup> MyLink functionality varies by model. Full functionality requires compatible Bluetooth and smartphone, and USB connectivity for some devices. <sup>2</sup> At time of printing, detailed map coverage is available for most major urban areas of the United States and for certain metropolitan areas of Canada (Vancouver, Calgary, Edmonton, Winnipeg, Windsor, London, Toronto, Ottawa, Montreal, Quebec City and Halifax). Coverage is significantly limited outside these areas. <sup>3</sup> SiriusXM satellite radio service and SiriusXM Traffic subscriptions are sold as a package after the trial period. If you decide to continue service after your trial, the subscription plan you choose will automatically renew thereafter and you will be charged according to your chosen payment method at then-current rates. Fees and taxes apply. To cancel, you must call us at 1-866-635-0528. See the Customer Agreement for complete terms at [siriusxm.ca/terms](http://siriusxm.ca/terms). All fees and programming subject to change. SiriusXM Traffic is available only in select markets. For more information, see [siriusxm.ca/traffic](http://siriusxm.ca/traffic). <sup>4</sup> The system wirelessly charges one PMA- or Qi-compatible mobile device. Some devices require an adaptor or back cover. To check for phone or other device compatibility, visit [chevrolettotalconnect.ca](http://chevrolettotalconnect.ca) for details. <sup>†</sup> All-season tires may not satisfy winter tire requirements in all regions of the country. Tires specifically designed for severe winter conditions and marked with the “winter tire” symbol  may be required during certain months or in certain regions. Contact your Provincial, Municipal or local road authority for information regarding which tires are required in your particular area.



ENGINES

<b>ECOTEC3 4.3L V6 ENGINE</b> Standard on WT, LS, Custom, LT and LT Z71.
EcoTec3 technology includes Active Fuel Management, Direct Injection (DI) and Variable Valve Timing (VVT)
285 hp @ 5300 rpm (gas); 297 hp @ 5300 rpm (E85)
305 lb.-ft. of torque @ 3900 rpm (gas); 330 lb.-ft. of torque @ 3900 rpm (E85)
Cast-aluminum block and cylinder heads
Displacement, cc (cu. in.) – 4300 (262)
Bore & stroke, mm (in.) – 99.6 x 92 (3.92 x 3.62)
Compression ratio – 11.0:1
Ignition system – coil near plug, extended-life spark plugs
Recommended fuel – regular unleaded or E85
Fuel consumption ratings L/100 km (MPG) City/Hwy <sup>1</sup> with 6-speed automatic: 2WD – 13.4/10.0 (21/28); 4x4 – 14.1/10.6 (20/27)
Maximum payload <sup>2</sup> ; lb. (kg) – 1980 (898) <sup>3</sup>
Maximum towing <sup>4</sup> ; lb. (kg) – 7600 (3447) <sup>5</sup>

<b>ECOTEC3 5.3L V8 ENGINE</b> Standard on LTZ, LTZ Z71, High Country and all other Crew Cab Standard Box models. Available on WT, LS, Custom, LT and LT Z71. Available with eAssist Package on LT and LTZ Crew Cab.
EcoTec3 technology includes Active Fuel Management, Direct Injection (DI) and Variable Valve Timing (VVT)
355 hp @ 5600 rpm (gas); 376 hp @ 5600 rpm (E85)
383 lb.-ft. of torque @ 4100 rpm (gas); 416 lb.-ft. of torque @ 4000 rpm (E85)
Cast-aluminum block and cylinder heads
Displacement, cc (cu. in.) – 5328 (325)
Bore & stroke, mm (in.) – 96 x 92 (3.78 x 3.62)
Compression ratio – 11.0:1
Ignition system – coil near plug, extended-life spark plugs
Recommended fuel – regular unleaded or E85
Fuel consumption ratings L/100 km (MPG) City/Hwy <sup>1</sup> with 6-speed automatic: 2WD – 14.6/10.3 (19/27); 4x4 – 15.0/10.7 (19/26)
Fuel consumption ratings L/100 km (MPG) City/Hwy <sup>1</sup> with 8-speed automatic: 2WD – 14.9/10.9 (19/26); 4x4 – 15.6/11.6 (18/24)
Fuel consumption ratings L/100 km (MPG) City/Hwy <sup>1</sup> with 8-speed automatic eAssist: 2WD – 13.4/10.0 (21/28); 4x4 – 14.4/11.2 (20/25)
Best-in-class V8 gas fuel efficiency <sup>6</sup>
Maximum payload <sup>2</sup> ; lb. (kg) – 2250 (1021) <sup>7</sup>
Maximum towing <sup>4</sup> ; lb. (kg) – 11,100 (5035) <sup>8</sup>

<b>ECOTEC3 6.2L V8 ENGINE</b> Available on LTZ, LTZ Z71 and High Country.
EcoTec3 technology includes Active Fuel Management, Direct Injection (DI) and Variable Valve Timing (VVT)
420 hp @ 5600 rpm
460 lb.-ft. of torque @ 4100 rpm
Cast-aluminum block and cylinder heads
Displacement, cc (cu. in.) – 6162 (376)
Bore & stroke, mm (in.) – 103.25 x 92 (4.06 x 3.62)
Compression ratio – 11.5:1
Ignition system – coil near plug, extended-life spark plugs
Recommended fuel – premium (not required)
Fuel consumption ratings L/100 km (MPG) City/Hwy <sup>1</sup> with 8-speed automatic: 2WD – 15.9/11.2 (18/25); 4x4 – 16.0/11.7 (18/24)
Maximum payload <sup>2</sup> ; lb. (kg) – 2150 (975) <sup>9</sup>
Maximum towing <sup>4</sup> ; lb. (kg) – 12,500 (5670) <sup>10</sup>

TRANSMISSIONS

	HYDRA-MATIC 6L80	HYDRA-MATIC 8L90	HYDRA-MATIC 8L90 eASSIST
	6-speed automatic standard on WT, LS, Custom, LT, LT Z71, LTZ Double Cab, LTZ Crew Cab and LTZ Z71 Double Cab	8-speed automatic standard on LTZ Z71 Crew Cab and High Country	8-speed automatic eAssist available on LT and LTZ Crew Cab
Type			
Gear ratios (-:1)			
First	4.03	4.56	4.56
Second	2.36	2.97	2.97
Third	1.53	2.08	2.08
Fourth	1.15	1.69	1.69
Fifth	0.85	1.27	1.27
Sixth	0.67	1.00	1.00
Seventh	–	0.85	0.85
Eighth	–	0.65	0.65
Reverse	3.06	3.82	3.82
Rear axle ratios (standard and available)	3.08, 3.23, 3.42, 3.73	3.23, 3.42	3.42

<sup>1</sup> Fuel consumption ratings based on GM testing in accordance with Government of Canada approved test methods. Refer to vehicles.nrcan.gc.ca for details. Your actual fuel consumption may vary. <sup>2</sup> These maximum payload ratings are intended for comparison purposes only. Before you buy a vehicle or use it to haul people or cargo, carefully review the Vehicle Loading section of the Owner’s Manual and check the carrying capacity of your specific vehicle on the label on the inside of the driver door jamb. <sup>3</sup> Requires Regular Cab Long Box 2WD model. <sup>4</sup> Before you buy a vehicle or use it for trailering, carefully review the Trailering section of the Owner’s Manual. The weight of passengers, cargo and options or accessories may reduce the amount you can tow. <sup>5</sup> Requires Regular Cab Standard Box 4x4 model. <sup>6</sup> Based on WardsAuto.com 2017 Large Pickup segment and latest competitive information available at time of printing. Excludes other GM vehicles. <sup>7</sup> Requires Double Cab Standard Box 2WD with 6-speed automatic transmission and available Max Trailering Package. <sup>8</sup> Requires Double Cab Standard Box 2WD with 6-speed automatic transmission or available 8-speed automatic transmission and available Max Trailering Package. <sup>9</sup> Requires Double Cab Standard Box 2WD with available Max Trailering Package. <sup>10</sup> Requires Double Cab Standard Box 2WD with available Max Trailering Package or Crew Cab Short Box 2WD with available Max Trailering Package.



## SPECIFICATIONS

	WT	LS	CUSTOM	LT	LT Z71	LTZ	LTZ Z71	HIGH COUNTRY
<b>SAFETY &amp; SECURITY</b>								
Airbags <sup>1</sup> – driver and front passenger, frontal with Passenger Sensing System and airbag suppression	●	●	●	●	●	●	●	●
– driver and front passenger, seat-mounted side-impact	●	●	●	●	●	●	●	●
– front-to-rear, outboard seating positions, head curtain	●	●	●	●	●	●	●	●
Forward Collision Alert, Lane Keep Assist, Low Speed Forward Automatic Braking and Safety Alert Driver Seat	–	–	–	○ <sup>2</sup>	–	○ <sup>2</sup>	○ <sup>2</sup>	●
OnStar Safety & Security Plan <sup>3</sup> with 1-month coverage	○	●	○	●	●	●	●	●
Park Assist								
– Rear, obstacle detection with audible warning	–	–	–	○ <sup>4</sup>	○ <sup>4</sup>	–	–	–
– Front and Rear, obstacle detection with audible warning	–	–	–	○ <sup>4</sup>	–	○ <sup>4</sup>	○ <sup>4</sup>	●
Rear vision camera	●	●	●	●	●	●	●	●
StabiliTrak – Electronic Stability Control System with Proactive Roll Avoidance and Electronic Trailer Sway Control	●	●	●	●	●	●	●	●
Teen Driver technology – customizable vehicle features	●	●	●	●	●	●	●	●
Theft-deterrent system – unauthorized entry	–	–	–	○ <sup>5</sup>	○ <sup>5</sup>	●	●	●
Traction control – electronic, full-function, all-speed	●	●	●	●	●	●	●	●
<b>MECHANICAL</b>								
Air cleaner – high-capacity	○ <sup>6</sup>	○ <sup>6</sup>	–	○ <sup>6</sup>	●	–	●	–
Brakes – power, 4-wheel disc with Duralife rotors	●	●	●	●	●	●	●	●
– 4-wheel Anti-lock Braking System (ABS) with Hill Start Assist	●	●	●	●	●	●	●	●
Cooling – auxiliary external engine oil cooler, heavy-duty	●	●	●	●	●	●	●	●
– auxiliary external transmission oil cooler, heavy-duty	○ <sup>7</sup>	○ <sup>7</sup>	○ <sup>7</sup>	○ <sup>7</sup>	○ <sup>7</sup>	●	●	●
Differential – automatic locking, rear	○ <sup>4</sup>	○ <sup>4</sup>	○ <sup>4</sup>	○ <sup>4</sup>	●	●	●	●
Engine – EcoTec3 4.3L V6 with Active Fuel Management, DI and VVT with E85 FlexFuel capability								
Horsepower – 285 @ 5300 rpm; Torque – 305 lb.-ft. @ 3900 rpm	●	●	●	●	●	–	–	–
– EcoTec3 5.3L V8 with Active Fuel Management, DI and VVT								
Horsepower – 355 @ 5600 rpm; Torque – 383 lb.-ft. @ 4100 rpm	○ <sup>8</sup>	○ <sup>8</sup>	○ <sup>8</sup>	○ <sup>8</sup>	○ <sup>8</sup>	●	●	●
– EcoTec3 5.3L V8 with E85 FlexFuel capability	○	○	○	○	○	–	–	–
– EcoTec3 5.3L V8 with eAssist (Crew Cab Short Box)	–	–	–	○ <sup>4</sup>	–	○ <sup>4</sup>	–	–
– EcoTec3 6.2L V8 with Active Fuel Management, DI and VVT (includes Active Noise Cancellation)								
Horsepower – 420 @ 5600 rpm; Torque – 460 lb.-ft. @ 4100 rpm	–	–	–	–	–	○	○	○
Engine block heater	○	○	○	○	○	○	○	○

● STANDARD ○ AVAILABLE – NOT AVAILABLE

	WT	LS	CUSTOM	LT	LT Z71	LTZ	LTZ Z71	HIGH COUNTRY
<b>MECHANICAL (CONTINUED)</b>								
Exhaust system – aluminized stainless steel with single outlet	●	●	●	●	●	●	●	●
Steering – power, electric, rack-and-pinion	●	●	●	●	●	●	●	●
Suspension – front, independent coil springs	●	●	●	●	●	●	●	●
– rear, two-stage multi-leaf springs and solid live axle	●	●	●	●	●	●	●	●
Trailer electric brake controller	○ <sup>9</sup>	○ <sup>9</sup>	○ <sup>9</sup>	○ <sup>9,10</sup>	○	○ <sup>10</sup>	○	●
Transfer case (4x4 models)								
– 2-speed part-time, floor-mounted, lever-operated	●	●	●	–	–	–	–	–
– 2-speed, Autotrac with electronic controls	–	–	○	●	●	●	●	●
Transmission – 6-speed automatic with 2 overdrive gears, Tow/Haul mode and Grade Braking	●	●	●	●	●	● <sup>11</sup>	● <sup>11</sup>	–
– 8-speed automatic with 2 overdrive gears, Tow/Haul mode and Grade Braking	–	–	–	–	–	○ <sup>12</sup>	○ <sup>13</sup>	●
Z71 Off-Road Package	–	–	–	–	● <sup>14</sup>	–	● <sup>15</sup>	–
Includes Rancho® monotube shock absorbers, high-capacity engine air filter, Hill Descent Control, transfer case shield, brushed-metal Z71 doorsill plates, unique Z71 gauge cluster, unique interior trim plates, unique front lower bumper appearance and grille design with Z71 badge and Z71 decals on pickup box								
<b>EXTERIOR</b>								
Assist steps – 6-in. tubular chrome (Crew Cab)	○	○	○	○	○	○	○	●
– power-retractable with LED lighting and bed access, foot-activated (Crew Cab)	–	–	–	–	–	○	○	○
Bedliner – spray-on, Black with bowtie logo	○	○	○	○	○	○	●	●
Bumper, front – Black	●	–	–	–	–	–	–	–
– body-colour	–	–	●	–	●	–	●	●
– chrome	○ <sup>4</sup>	●	–	●	–	●	–	–
Bumper, rear – Black with corner steps	●	–	–	–	–	–	–	–
– body-colour with corner steps	–	–	●	–	●	–	●	●
– chrome with corner steps	○ <sup>4</sup>	●	–	●	–	●	–	–
Capless fuelling	●	●	●	●	●	●	●	●
Cargo box tie-downs – 4 movable, upper	○	○	○	○	○	○	○	●
Door handles – Black	●	●	●	–	○ <sup>4</sup>	–	○ <sup>4</sup>	–
– body-colour	–	–	–	●	●	–	–	–
– chrome	–	–	–	–	–	●	●	●
Glass – solar-absorbing, tinted	●	●	●	●	●	●	●	●
– solar-absorbing, deep-tinted on all windows behind front doors	○ <sup>4</sup>	●	●	●	●	●	●	●

<sup>1</sup> Always use safety belts and the correct child restraint for your child's age and size, even with airbags. Even in vehicles equipped with the Passenger Sensing System, children are safer when properly secured in a rear seat in the appropriate infant, child or booster seat. Never place a rear-facing infant restraint in the front seat of any vehicle equipped with an active frontal airbag. See the Owner's Manual and the child safety seat instructions for more safety information. <sup>2</sup> Included and only available with Enhanced Driver Alert Package. <sup>3</sup> OnStar acts as a link to existing emergency service providers. Not all vehicles may transmit all crash data. Roadside services provided by Allstate Roadside Services. Limitations and restrictions apply. Stolen Vehicle Assistance requires armed factory-installed theft-deterrent system and selection of notification communication preference(s). These services are intended to assist with vehicle recovery and do not prevent theft or protect against damage or loss. Additional messaging and data rates may apply. Services are subject to user terms and limitations. Visit [onstar.ca](http://onstar.ca) for more details. <sup>4</sup> Requires available feature(s) and/or package(s). <sup>5</sup> Included and only available with remote vehicle starter system. <sup>6</sup> Included and only available with Snow Plow Prep Package. <sup>7</sup> Included and only available with 5.3L V8 engine. <sup>8</sup> Standard on Crew Cab Standard Box models. <sup>9</sup> Requires available Trailing Package. <sup>10</sup> Included with available Max Trailing Package. <sup>11</sup> Standard on Double Cab. <sup>12</sup> Included on Crew Cab with available Max Trailing Package or available 6.2L V8 engine. Included on Double Cab with available 6.2L V8 engine. <sup>13</sup> Standard on Crew Cab. Included on Double Cab with available 6.2L V8 engine. <sup>14</sup> Includes Trailing Package, locking rear differential and 18-in. bright machined-aluminum wheels. <sup>15</sup> Includes 18-in. bright machined-aluminum wheels.




## SPECIFICATIONS (CONTINUED)

	WT	LS	CUSTOM	LT	LTZ71	LTZ	LTZ71	HIGH COUNTRY
<b>EXTERIOR (CONTINUED)</b>								
Grille – chrome surround	●	●	–	–	–	–	–	–
– body-colour surround with body-colour headlamp bezels	○ <sup>1</sup>	–	●	–	●	–	●	–
– chrome surround with chrome honeycomb mesh insert	–	–	–	●	–	●	–	–
– chrome surround with chrome bars	–	–	–	–	–	–	–	●
Lighting – LED signature daytime running lamps	●	●	●	●	●	–	–	–
– LED signature daytime running lamps and turn signals	–	–	–	–	–	●	●	●
– High-Intensity Discharge (HID) headlamps with exterior automatic lamp control	●	●	●	●	●	–	–	–
– LED headlamps with exterior automatic lamp control	–	–	–	–	–	●	●	●
– IntelliBeam headlamps with automatic high beam on/off control	–	–	–	○ <sup>2</sup>	–	○ <sup>2</sup>	○ <sup>2</sup>	–
– fog lamps, LED	–	–	–	○ <sup>1</sup>	●	●	●	●
– dual cargo area, cab-mounted	●	●	●	●	●	●	●	●
– cargo box under rail, LED	○	○	○	○	○	○	○	○
– tail lamps, LED	–	–	–	–	–	●	●	●
Mirrors – manual control, Black	●	–	–	–	–	–	–	–
– power remote control, heated, Black with driver spotter mirror	○ <sup>1</sup>	●	●	● <sup>3</sup>	● <sup>3</sup>	–	–	–
– power remote control, power-folding, heated, driver-side auto-dimming, integrated turn signals, ground illumination with driver spotter mirror, chrome caps	–	–	–	–	–	●	● <sup>4</sup>	●
– vertical camper, Black, manual-extend capability and lower convex spotter mirror	○ <sup>5</sup>	○	–	–	–	–	–	–
– vertical camper, power remote control, heated, manual-folding and manual-extending, Black; includes lower convex spotter mirror, integrated turn signal indicators, auxiliary cargo lamp and amber auxiliary clearance lamp	○ <sup>1</sup>	○ <sup>6</sup>	○ <sup>1</sup>	○ <sup>7</sup>	–	–	–	–
– vertical camper, as above, plus power-folding and chrome caps	–	–	–	–	–	○ <sup>7</sup>	–	–
Mouldings – bodyside, body-colour	–	–	–	●	●	–	○ <sup>1</sup>	–
– bodyside, chrome	–	–	–	–	–	●	●	●
Pickup box – tailgate and bed rail protector caps	●	●	●	●	●	●	●	●
Recovery hooks – front, Black (4x4 models)	●	●	● <sup>8</sup>	●	●	● <sup>8</sup>	●	●
Spare tire – full-size, mounted on 17" steel wheel	●	●	●	●	●	●	●	●
– locking carrier, winch-type mount under rear frame	●	●	●	●	●	●	●	●
Tailgate – locking	●	–	●	–	–	–	–	–
– remote locking, keyless remote activated	○ <sup>1</sup>	●	○ <sup>1</sup>	●	●	●	●	●
– EZ-Lift and Lower	–	–	–	●	●	●	●	●

● STANDARD ○ AVAILABLE – NOT AVAILABLE

	WT	LS	CUSTOM	LT	LTZ71	LTZ	LTZ71	HIGH COUNTRY
<b>EXTERIOR (CONTINUED)</b>								
Tires – P255/70R17 all-season†	●	●	–	●	–	–	–	–
– P265/70R17 all-terrain	○	○	–	○	–	–	–	–
– LT265/70R17 all-terrain	○	○	–	○	–	–	–	–
– P265/65R18 all-season†	–	–	–	○	–	●	–	–
– P265/65R18 all-terrain	–	–	–	○	●	○	●	–
– P265/65R18 all-terrain White outlined lettered	–	–	–	○	○	○	○	–
– P265/65R18 off-road Goodyear Wrangler DuraTrac®	–	–	–	–	○ <sup>1</sup>	–	○ <sup>1</sup>	–
– P275/55R20 all-season†	○ <sup>1</sup>	–	●	○	–	○	–	●
– P275/55R20 all-terrain	○ <sup>1</sup>	–	○ <sup>1</sup>	○ <sup>1</sup>	○ <sup>1</sup>	○ <sup>1</sup>	○ <sup>1</sup>	○ <sup>1</sup>
– P285/45R22 all-terrain	–	–	–	–	○ <sup>1</sup>	–	○ <sup>1</sup>	–
Transfer case shield (4x4 models)	○ <sup>9</sup>	○ <sup>9</sup>	–	○ <sup>9</sup>	●	○	●	–
Wheelhouse liners – rear (Double Cab or Crew Cab)	–	–	–	●	●	●	●	●
Wheels – 17" x 8" painted-steel (RD6)	●	–	–	–	–	–	–	–
– 17" x 8" painted-steel with stainless steel cladding (RD7)	–	● <sup>10</sup>	–	–	–	–	–	–
– 17" x 8" bright machined-aluminum (Q5U)	–	● <sup>11</sup>	–	●	–	–	–	–
– 18" x 8.5" bright machined-aluminum (PZX)	–	–	–	○ <sup>1</sup>	–	●	–	–
– 18" x 8.5" bright machined-aluminum (RD1)	–	–	–	–	●	–	●	–
– 18" x 8.5" 5-spoke Black-painted aluminum (REG)	–	–	–	–	○ <sup>1</sup>	–	○ <sup>1</sup>	–
– 20" x 9" chrome-clad aluminum (NZN)	–	–	●	–	–	–	–	–
– 20" x 9" Black-painted aluminum (NZQ)	○ <sup>1</sup>	–	○ <sup>1</sup>	–	–	–	○ <sup>1</sup>	–
– 20" x 9" polished-aluminum (RD4)	–	–	–	○	○ <sup>1</sup>	–	–	–
– 20" x 9" chromed-aluminum (RD2)	–	–	–	–	–	○ <sup>1</sup>	○ <sup>1</sup>	–
– 20" x 9" Black-painted aluminum with Red accents (NZR)	–	–	–	–	○ <sup>1</sup>	–	○ <sup>1</sup>	–
– 20" x 9" chromed-aluminum (NZJ)	–	–	–	–	–	–	–	●
– 22" x 9" Black-painted aluminum (SEV)	–	–	–	–	○ <sup>1</sup>	–	–	–
Windshield wipers – front, 2-speed with variable delay (intermittent)	●	●	●	●	●	●	●	●

<sup>1</sup> Requires available feature(s) and/or package(s). <sup>2</sup> Included and only available with Enhanced Driver Alert Package. <sup>3</sup> Includes body-colour mirror caps. <sup>4</sup> Body-colour mirror caps included with available Redline Edition, Realtree Edition or Midnight Edition. <sup>5</sup> Requires available Trailing Package. <sup>6</sup> Requires available Trailing Package. Includes interior auto-dimming rear-view mirror. <sup>7</sup> Required and only available with Max Trailing Package. Includes auto-dimming rear-view mirror. <sup>8</sup> Standard on 2WD and 4x4 models. <sup>9</sup> Included and only available with Snow Plow Prep Package. <sup>10</sup> Requires Regular Cab or Double Cab model. <sup>11</sup> Requires Crew Cab model. † All-season tires may not satisfy winter tire requirements in all regions of the country. Tires specifically designed for severe winter conditions and marked with the "winter tire" symbol  may be required during certain months or in certain regions. Contact your Provincial, Municipal or local road authority for information regarding which tires are required in your particular area.



## SPECIFICATIONS (CONTINUED)

	WT	LS	CUSTOM	LT	LTZ71	LTZ	LTZZ71	HIGH COUNTRY
<b>INTERIOR</b>								
Centre console – floor-mounted, reconfigurable with movable cupholders, cellphone storage, power cord management, hanging file holder capability and wireless charging <sup>1</sup> (included with front bucket seats)	–	–	–	○ <sup>2</sup>	○ <sup>2</sup>	○ <sup>3</sup>	○ <sup>3</sup>	●
Climate control – manual, single-zone air conditioning – automatic, dual-zone climate controls	●	●	●	●	●	–	–	–
Cruise control – electronic, steering wheel-mounted controls	●	●	●	●	●	●	●	●
Defogger – electric rear-window	○	○	○ <sup>3</sup>	○ <sup>3</sup>	○ <sup>3</sup>	●	●	●
Floor covering – vinyl, graphite-colour rubberized coating – colour-keyed carpeting	●	●	●	○	○	–	–	–
Floor mats, front and rear – rubber – carpeted	○	○	○ <sup>3</sup>	●	●	●	●	–
Instrumentation – analogue gauges (includes speedometer, tachometer, engine temperature, oil pressure, voltmeter and fuel level)	●	●	●	●	●	●	●	●
– Driver Information Centre (includes 3.5-in. monochromatic display, oil life monitoring system, tire pressure monitoring system with tire fill alert [does not include spare tire]; provides warning messages and basic vehicle information)	●	●	●	–	–	–	–	–
– Driver Information Centre (includes 3.2-in. colour display, same as above, plus driver personalization features and advanced vehicle information)	–	–	–	●	●	●	●	●

● STANDARD ○ AVAILABLE – NOT AVAILABLE

	WT	LS	CUSTOM	LT	LTZ71	LTZ	LTZZ71	HIGH COUNTRY
<b>INTERIOR (CONTINUED)</b>								
Locks – power, programmable with lock-out protection – remote keyless entry with panic feature	●	●	●	●	●	●	●	●
Mirror – rear-view, manual day/night – rear-view, auto-dimming	○ <sup>3</sup>	●	○ <sup>3</sup>	●	●	●	●	●
Pedals – power-adjustable accelerator and brake	–	–	–	○ <sup>3</sup>	○ <sup>3</sup>	○ <sup>3</sup>	○ <sup>3</sup>	●
Power outlet – 110-volt AC outlet	○ <sup>3</sup>	○	–	○ <sup>3</sup>	○ <sup>3</sup>	●	●	●
Steering column – tilt adjustable – tilt and telescopic adjustable (not available with 4.3L V6 engine)	●	●	●	●	●	–	–	–
Steering wheel – leather-wrapped with Bluetooth, <sup>®4</sup> cruise and audio system controls – heated	–	–	–	●	●	●	●	●
Sunroof – power, tilt/sliding glass with sunshade, express-open, wind deflector and short overhead console (Crew Cab)	–	–	–	–	–	○	○	○
Universal home remote (Double Cab and Crew Cab)	–	–	–	○ <sup>3</sup>	○ <sup>3</sup>	●	●	●
Vehicle starter system – remote	–	–	–	○ <sup>3</sup>	○ <sup>3</sup>	●	●	●
Window – power, rear sliding with rear defogger (Double Cab and Crew Cab)	–	–	–	○ <sup>3</sup>	○ <sup>3</sup>	●	●	●
Windows – power, driver express-up/-down, passenger express-down (Regular Cab) – power, driver express-up/-down, all others express-down (Double Cab and Crew Cab)	○ <sup>3</sup>	●	–	●	●	–	–	–
	●	●	●	●	●	●	●	●

<sup>1</sup> The system wirelessly charges one PMA- or Qi-compatible mobile device. Some devices require an adaptor or back cover. To check for phone or other device compatibility, visit [chevrolettotalconnect.ca](http://chevrolettotalconnect.ca) for details. <sup>2</sup> Available on Double Cab and Crew Cab. <sup>3</sup> Requires available feature(s) and/or package(s). <sup>4</sup> Visit [chevrolettotalconnect.ca](http://chevrolettotalconnect.ca) to find out which phones are compatible with the vehicle.



## SPECIFICATIONS (CONTINUED)

	WT	LS	CUSTOM	LT	LTZ71	LTZ	LTZ71	HIGH COUNTRY
<b>SEATS</b>								
40/20/40 front split-bench, 3-passenger	●	●	●	●	●	●	●	–
Reclining front bucket seats	–	–	–	○ <sup>1</sup>	○ <sup>1</sup>	○	○	●
Manual driver and front-passenger seat adjusters	●	●	●	●	●	–	–	–
Power 10-way driver-seat adjuster with 40/20/40 front split-bench	–	–	–	○ <sup>2</sup>	○ <sup>2</sup>	●	●	–
Power 10-way driver-seat adjuster with front bucket seats	–	–	–	○ <sup>3</sup>	○ <sup>3</sup>	○	○	–
Power 6-way front-passenger seat adjuster	–	–	–	○ <sup>3</sup>	○ <sup>3</sup>	–	–	–
Power 10-way front-passenger seat adjuster	–	–	–	–	–	●	●	–
Power 12-way driver and front-passenger seat adjusters	–	–	–	–	–	–	–	●
Manual driver-seat lumbar adjuster	○ <sup>4</sup>	●	●	●	●	–	–	–
Power 2-way driver and front-passenger seat lumbar adjusters	–	–	–	○ <sup>3</sup>	○ <sup>3</sup>	●	●	–
Power 4-way driver and front-passenger seat lumbar adjusters	–	–	–	–	–	–	–	●
Centre fold-down armrest with storage	●	●	●	●	●	●	●	–
Lockable storage compartment in centre seat cushion	–	–	–	●	●	●	●	–
Vinyl trim	●	–	–	–	–	–	–	–
Cloth trim	●	●	●	●	●	–	–	–
Leather-appointed seating surfaces <sup>5</sup>	–	–	–	○ <sup>6</sup>	○ <sup>6</sup>	●	●	–
Perforated leather-appointed seating surfaces	–	–	–	–	–	○ <sup>7</sup>	○ <sup>7</sup>	●
Heated driver and front-passenger seats	–	–	–	○ <sup>2</sup>	○ <sup>2</sup>	●	●	–
Heated and vented front bucket seats	–	–	–	–	–	○ <sup>7</sup>	○ <sup>7</sup>	●
Memory Package – includes 2-position driver seat and exterior rear-view mirrors	–	–	–	–	–	●	●	●
Rear full-folding bench seat (Double Cab)	●	●	●	–	–	–	–	–
Rear 60/40 split-folding bench seat (Double Cab)	–	–	–	●	●	●	●	–
Rear 60/40 split-folding bench seat (Crew Cab)	●	●	●	●	●	●	●	●

● STANDARD ○ AVAILABLE – NOT AVAILABLE


	WT	LS	CUSTOM	LT	LTZ71	LTZ	LTZ71	HIGH COUNTRY
<b>INFOTAINMENT</b>								
Chevrolet MyLink <sup>8</sup> Radio Includes 7-in. diagonal colour touch-screen display with AM/FM stereo, auxiliary audio input jack, and Bluetooth phone connectivity and wireless audio streaming <sup>9</sup>	●	●	●	–	–	–	–	–
Chevrolet MyLink <sup>8</sup> Radio Includes 8-in. diagonal colour touch-screen display with Chevrolet MyLink Radio features listed above plus ability to browse, select and install apps on the MyLink system with Chevrolet Shop™ <sup>10</sup>	–	–	–	●	●	●	●	–
Chevrolet MyLink <sup>8</sup> Radio with Navigation <sup>11</sup> Includes 8-in. diagonal colour touch-screen display with Chevrolet MyLink Radio features listed above and SiriusXM <sup>®</sup> Traffic <sup>12</sup> with 3-month trial	–	–	–	○	○	○	○	●
HD Radio <sup>®</sup>	–	–	–	●	●	●	●	●
4G LTE with built-in Wi-Fi <sup>®</sup> hotspot <sup>13</sup> includes 1 month or 3 GB data plan trial (whichever comes first) from vehicle delivery date	○ <sup>14</sup>	●	○ <sup>14</sup>	●	●	●	●	●
10 years of standard connectivity with Chevrolet Connected Access <sup>15</sup>	○ <sup>14</sup>	●	○ <sup>14</sup>	●	●	●	●	●
6-speaker audio system	●	●	●	●	●	●	●	–
Bose <sup>®</sup> premium audio system (6 speakers with front split-bench seat and 7 speakers including subwoofer with front bucket seats)	–	–	–	○ <sup>2</sup>	○ <sup>2</sup>	○ <sup>2</sup>	○ <sup>2</sup>	●
Single-slot CD/MP3 player	–	–	–	●	●	●	●	●
SiriusXM Radio <sup>16</sup> 3-month trial subscription	○ <sup>14</sup>	○	○ <sup>14</sup>	●	●	●	●	●
USB ports <sup>17</sup> and auxiliary input jack	●	●	●	●	●	●	●	●
Wireless charging station <sup>18</sup> (Double Cab and Crew Cab)	–	–	–	○ <sup>3</sup>	○ <sup>3</sup>	○ <sup>3</sup>	○ <sup>3</sup>	●

<sup>1</sup> Available on Double Cab and Crew Cab. Requires cloth trim. Includes heated front bucket seats, power 2-way driver and front-passenger seat lumbar adjusters, centre floor console and wireless charging. <sup>2</sup> Requires available feature(s) and/or package(s). <sup>3</sup> Included with available front bucket seats. <sup>4</sup> Includes driver-seat manual lumbar adjuster when cloth trim is specified. <sup>5</sup> Rear seat includes vinyl trim. <sup>6</sup> Requires 40/20/40 front split-bench seat. <sup>7</sup> Included and only available with full-feature heated and ventilated front bucket seats. Rear seat includes vinyl trim. <sup>8</sup> MyLink functionality varies by model. Full functionality requires compatible Bluetooth and smartphone, and USB connectivity for some devices. <sup>9</sup> Visit [chevrolettotalconnect.ca](http://chevrolettotalconnect.ca) to find out which phones are compatible with the vehicle. <sup>10</sup> Visit [chevrolet.ca](http://chevrolet.ca) for details about Chevrolet Shop. <sup>11</sup> At time of printing, detailed map coverage is available for most major urban areas of the United States and for certain metropolitan areas of Canada (Vancouver, Calgary, Edmonton, Winnipeg, Windsor, London, Toronto, Ottawa, Montreal, Quebec City and Halifax). Coverage is significantly limited outside these areas. <sup>12</sup> SiriusXM satellite radio service and SiriusXM Traffic subscriptions are sold as a package after the trial period. If you decide to continue service after your trial, the subscription plan you choose will automatically renew thereafter and you will be charged according to your chosen payment method at then-current rates. Fees and taxes apply. To cancel, you must call us at 1-866-635-0528. See the Customer Agreement for complete terms at [siriusxm.ca/terms](http://siriusxm.ca/terms). All fees and programming subject to change. SiriusXM Traffic is available only in select markets. For more information, see [siriusxm.ca/traffic](http://siriusxm.ca/traffic). <sup>13</sup> Visit [onstar.ca](http://onstar.ca) for vehicle availability, details and system limitations. Services and connectivity vary by model and conditions as well as geographical and technical restrictions. Requires active connected vehicle services and data plan. Data plans provided by AT&T or its local service provider. Accessory Power must be active to use the Wi-Fi hotspot. <sup>14</sup> Requires available OnStar Safety & Security Plan. <sup>15</sup> Limitations apply. Not transferable. Standard connectivity available to original purchaser for 10 years from the vehicle delivery date for model year 2018 and newer Chevrolet vehicles. Visit [onstar.ca](http://onstar.ca) for details and further plan limitations. Connected Access does not include emergency or security services. Availability of Connected Access and any of its services are dependent on compatible 4G LTE wireless networks and are also subject to change. <sup>16</sup> Available in 10 Canadian provinces, 3 territories and the 48 contiguous United States. Subscription sold separately after trial period. If you decide to continue your service at the end of your trial subscription, the plan you choose will automatically renew and bill at then-current rates until you call 1-888-539-7474 to cancel. Other fees and taxes will apply. All fees and programming subject to change. See the Customer Agreement for complete terms at [siriusxm.ca/terms](http://siriusxm.ca/terms). <sup>17</sup> Not compatible with all devices. <sup>18</sup> The system wirelessly charges one PMA- or Qi-compatible mobile device. Some devices require an adaptor or back cover. To check for phone or other device compatibility, visit [chevrolettotalconnect.ca](http://chevrolettotalconnect.ca) for details.



SPECIFICATIONS (CONTINUED)

	WT	LS	CUSTOM	LT	LT Z71	LTZ	LTZ Z71	HIGH COUNTRY
AVAILABLE PACKAGES								
<b>Black Out Edition (Regular Cab and Double Cab)</b> Includes 20" x 9" Black-painted aluminum wheels (NZQ), P275/55R20 all-season <sup>1</sup> tires, Black bowtie emblems, body-colour bumpers, body-colour grille, body-colour headlamp bezels and deep-tinted glass – only available with Black exterior colour	○	–	–	–	–	–	–	–
<b>Centennial Edition (Crew Cab Short Box)</b> Includes 22" x 9" premium painted-aluminum wheels with chrome inserts, P285/45R22 all-terrain tires, chrome recovery hooks, Heritage bowtie emblems and badging, spray-on bedliner with Heritage-themed bowtie, all-weather floor liner with Heritage-themed bowtie logo and Centennial Blue Metallic exterior colour (restrictions apply, see dealer for details)	–	–	–	–	–	–	○ <sup>1</sup>	–
<b>Chrome Bumper Package</b> Includes chrome front and rear bumpers	○	–	–	–	–	–	–	–
<b>Custom Convenience Package</b> Includes remote keyless entry with remote locking tailgate, colour-keyed carpeting with rubber floor mats, electric rear-window defogger, 1 month of OnStar Safety & Security <sup>2</sup> coverage and SiriusXM <sup>®</sup> Radio <sup>3</sup> 3-month trial subscription	–	–	○	–	–	–	–	–
<b>eAssist Package (Crew Cab Short Box 4x4)</b> Includes 5.3L V8 eAssist engine, 8-speed automatic eAssist transmission, LED cargo box lighting and soft folding tonneau cover	–	–	–	○ <sup>1</sup>	–	○ <sup>1</sup>	–	–
<b>Enhanced Driver Alert Package</b> Includes Lane Keep Assist, IntelliBeam headlamps with automatic high beam on/off control, Low Speed Forward Automatic Braking, Forward Collision Alert, Front and Rear Park Assist, and Safety Alert Driver Seat	–	–	–	○ <sup>1,4</sup>	–	○ <sup>1,5</sup>	○ <sup>1,5</sup>	●
<b>Entertainment Package (Crew Cab)</b> Includes rear-seat DVD/Blu-ray™ player, 9.2-in. diagonal LCD screen, remote control and 2 wireless headphones	–	–	–	–	–	○ <sup>1</sup>	○ <sup>1</sup>	○ <sup>1</sup>
<b>High Desert Package (Crew Cab Short Box)</b> Includes sport bar with sail panel, lighted side storage boxes, hard folding tonneau cover and lockable weather-proof storage system and all-weather floor liner	–	–	–	○ <sup>6</sup>	–	○ <sup>7</sup>	–	○ <sup>8</sup>
<b>LT Convenience Package</b> Includes power 10-way driver-seat adjuster, dual-zone automatic climate controls (except Regular Cab models), 110-volt AC power outlet, tilt and telescopic steering column (except with 4.3L V6 engine), LED front fog lamps, remote vehicle starter system and rear-window defogger	–	–	–	○	○	–	–	–
<b>LT Plus Package (Double Cab and Crew Cab)</b> Includes power-sliding rear window with defogger, Rear Park Assist, power-adjustable pedals and universal home remote	–	–	–	○	○	–	–	–
<b>LTZ Plus Package</b> Includes power-adjustable pedals, heated steering wheel, Bose premium audio system, and Front and Rear Park Assist	–	–	–	–	–	○ <sup>1</sup>	○ <sup>1</sup>	–
<b>Max Trailing Package (Double Cab and Crew Cab)</b> Includes increased Rear Gross Axle Weight Rating (RGAWR), heavy-duty 9.76-in. rear axle ring gear, revised shock tuning for increased control, integrated electric trailer brake controller and enhanced engine radiator cooling system	–	–	–	○ <sup>9</sup>	–	○ <sup>10</sup>	–	–

<sup>1</sup> Requires available feature(s) and/or package(s). <sup>2</sup> OnStar acts as a link to existing emergency service providers. Not all vehicles may transmit all crash data. Roadside services provided by Allstate Roadside Services. Limitations and restrictions apply. Stolen Vehicle Assistance requires armed factory-installed theft-deterrent system and selection of notification communication preference(s). These services are intended to assist with vehicle recovery and do not prevent theft or protect against damage or loss. Additional messaging and data rates may apply. Services are subject to user terms and limitations. Visit onstar.ca for more details. <sup>3</sup> Available in 10 Canadian provinces, 3 territories and the 48 contiguous United States. Subscription sold separately after trial period. If you decide to continue your service at the end of your trial subscription, the plan you choose will automatically renew and bill at then-current rates until you call 1-888-539-7474 to cancel. Other fees and taxes will apply. All fees and programming subject to change. See the Customer Agreement for complete terms at siriusxm.ca/terms. <sup>4</sup> Requires Regular Cab model. <sup>5</sup> Requires Double Cab or Crew Cab model. <sup>6</sup> Includes 20-in. polished-aluminum wheels (RD4), P275/55R20 all-season<sup>1</sup> tires and 4-in. round chrome tubular assist steps. Requires available True North Edition. <sup>7</sup> Includes 20-in. chromed-aluminum wheels (RD2), P275/55R20 all-season<sup>1</sup> tires (2WD), P275/55R20 all-terrain tires (4x4), heated and ventilated leather-appointed front bucket seats, wireless charging and 6-in. chrome assist steps. Requires available LTZ Plus Package. <sup>8</sup> Includes all-terrain tires, Magnetic Ride Control Suspension and power-retractable assist steps. <sup>9</sup> Includes locking rear differential, 18-in. bright machined-aluminum wheels (PZX) and Trailing Package. Requires 5.3L V8 engine and power vertical camper rear-view mirrors. Restrictions apply, see dealer for details. <sup>10</sup> With 5.3L V8 engine, requires power vertical camper rear-view mirrors. Available 6.2L V8 engine requires 20-in. chromed-aluminum wheels (RD2) with P275/55R20 all-season<sup>1</sup> tires and power vertical camper rear-view mirrors. Restrictions apply, see dealer for details. <sup>11</sup> Requires Double Cab, 5.3L V8 engine, available True North Edition and Black exterior colour. Includes spray-on bedliner and Rear Park Assist. Restrictions apply, see dealer for details. <sup>12</sup> Requires Crew Cab and Black exterior colour. Includes Front and Rear Park Assist and LT Z71 grille insert. Restrictions apply, see dealer for details. <sup>13</sup> Requires Double Cab Standard Box or Crew Cab Short Box in Black, Silver Ice Metallic, Red Hot or Summit White exterior colour. Restrictions apply, see dealer for details. <sup>14</sup> Requires Black exterior colour and Jet Black interior. Restrictions apply, see dealer for details. <sup>15</sup> Requires Double Cab, available True North Edition and Jet Black interior. Available with Silver Ice Metallic, Summit White or Black exterior colour. <sup>16</sup> Requires Crew Cab and Jet Black interior. Available with Silver Ice Metallic, Summit White, Black or Iridescent Pearl Tricoat exterior colour. <sup>17</sup> Requires available Black Out Edition, 5.3L V8 engine and Black exterior colour. Restrictions apply, see dealer for details. <sup>18</sup> Includes automatic locking rear differential. <sup>19</sup> Includes Trailing Package, LED front fog lamps and automatic locking rear differential. Not available with Max Trailing Package. † All-season tires may not satisfy winter tire requirements in all regions of the country. Tires specifically designed for severe winter conditions and marked with the “winter tire” symbol  may be required during certain months or in certain regions. Contact your Provincial, Municipal or local road authority for information regarding which tires are required in your particular area.

● STANDARD ○ AVAILABLE – NOT AVAILABLE

	WT	LS	CUSTOM	LT	LT Z71	LTZ	LTZ Z71	HIGH COUNTRY
AVAILABLE PACKAGES (CONTINUED)								
<b>Midnight Edition</b> Includes 18" x 8.5" Black-painted aluminum wheels (REG), P265/65R18 Goodyear Wrangler DuraTrac <sup>®</sup> on-/off-road tires, Black bowtie emblems, door handles, mirror caps, and bodyside mouldings, large Z71 door decals and Black front skid plate	–	–	–	–	○ <sup>11</sup>	–	○ <sup>12</sup>	–
<b>Rally 1 Edition</b> Includes 20" x 9" Black-painted aluminum wheels (NZQ), Black bowtie emblems, spray-on bedliner, Black graphics and box-side decals	–	–	○	–	–	–	–	–
<b>Rally 2 Edition</b> Includes 22" x 9" Black-painted aluminum wheels (SEV), P285/45R22 all-terrain tires, 4-in. round Black tubular assist steps, Black bowtie emblems, spray-on bedliner, Black graphics and box-side decals	–	–	–	–	○ <sup>13</sup>	–	–	–
<b>Realtree<sup>®</sup> Edition (Crew Cab Short Box)</b> Includes 20" x 9" Black-painted aluminum wheels (NZQ), P275/55R20 all-terrain tires, Black door handles, mirror caps and bodyside mouldings, camo bowtie emblems, off-road assist steps, Z71 hard decals on front doors, Realtree body decals, spray-on bedliner with Realtree lettering, Realtree logo head restraints and camo deco interior trim	–	–	–	–	–	–	○ <sup>14</sup>	–
<b>Redline Edition</b> Includes sport assist steps, Black bowtie emblems, door handles, beltline mouldings, mirror caps, grille and headlamp bezels, Black Silverado badges with Red outline on doors and tailgate, 20" x 9" Black-painted aluminum wheels with Red accents (NZR), P275/55R20 all-terrain tires and Red recovery hooks	–	–	–	–	○ <sup>15</sup>	–	○ <sup>16</sup>	–
<b>Snow Plow Prep Package (Regular Cab 4x4)</b> Includes power feed for backup and roof emergency light, 170-amp alternator, forward lamp wiring harness, provisions for cab roof-mounted beacon lamp, high-capacity air cleaner, transfer case shield and heavy-duty front springs	○	○	–	○	○	–	–	–
<b>Special Ops Edition (Double Cab)</b> Includes P275/55R20 all-terrain tires, spray-on bedliner, bed-mounted tubular Sport Bar, LED cargo box lighting, sport assist steps and unique decals	○ <sup>17</sup>	–	–	–	–	–	–	–
<b>Sport Package</b> Includes 20" x 9" chromed-aluminum wheels (RD2) and Bose <sup>®</sup> premium audio system	–	–	–	–	–	○ <sup>1</sup>	–	–
<b>Trailing Package</b> Includes trailer hitch and 7-pin and 4-pin connectors	○ <sup>18</sup>	○ <sup>18</sup>	○ <sup>18</sup>	○ <sup>18</sup>	●	●	●	●
<b>True North Edition (Double Cab and Crew Cab)</b> Includes power 10-way driver-seat adjuster (bench seat only), dual-zone automatic climate controls, tilt and telescopic steering column (except with 4.3L V6 engine), rear-window defogger, remote vehicle starter system and 110-volt AC power outlet (not available with LT Convenience Package)	–	–	–	○ <sup>19</sup>	○	–	–	–
<b>WT Convenience Package</b> Includes deep-tinted windows behind front doors, 110-volt AC power outlet, remote keyless entry with remote locking tailgate and heated power exterior mirrors (also includes power windows on Regular Cab models)	○	–	–	–	–	–	–	–



## EXTERIOR COLOURS



G1K - DEEP OCEAN BLUE METALLIC<sup>1,2</sup>



G1W - IRIDESCENT PEARL TRICOAT<sup>1,2,3,4</sup>



G2X - HAVANA METALLIC<sup>2,5</sup>



G7C - RED HOT<sup>6</sup>



GAN - SILVER ICE METALLIC<sup>6</sup>



GAZ - SUMMIT WHITE<sup>6</sup>



GBA - BLACK



GPA - GRAPHITE METALLIC<sup>1,2</sup>



GPJ - CAJUN RED TINTCOAT<sup>1,2,3</sup>

## WHEELS



17" Painted-Steel with Stainless Steel Cladding (RD7 Shown) (Standard on LS<sup>7</sup>)  
17" Painted-Steel (RD6) (Standard on WT)



17" Bright Machined-Aluminum (Q5U) (Standard on LT; Available on LS<sup>9</sup>)



18" Bright Machined-Aluminum (PZX) (Standard on LTZ; available on LT<sup>9</sup>)



18" Bright Machined-Aluminum (RD1) (Standard on LT Z71 and LTZ Z71)



18" Black-Painted Aluminum (REG) (Available on LT Z71<sup>10</sup> and LTZ Z71<sup>10</sup>)



20" Chrome-Clad Aluminum (NZN) (Standard on Custom)



20" Black-Painted Aluminum (NZQ) (Available on WT,<sup>11</sup> Custom<sup>12</sup> and LTZ Z71<sup>13</sup>)



20" Polished-Aluminum (RD4) (Available on LT and LT Z71)



20" Chromed-Aluminum (RD2) (Available on LTZ and LTZ Z71)



20" Black-Painted Aluminum with Red Accents (NZR) (Available on LT Z71<sup>14</sup> and LTZ Z71<sup>14</sup>)



20" Chromed-Aluminum (NZJ) (Standard on High Country)




22" Black-Painted Aluminum (SEV) (Available on LT Z71<sup>15</sup>)

<sup>1</sup> Available at extra cost. <sup>2</sup> Not available on Custom. <sup>3</sup> Not available on WT or LS. <sup>4</sup> Only available on Crew Cab. <sup>5</sup> Not available on Crew Cab. <sup>6</sup> Not available on High Country. <sup>7</sup> Standard on LS Regular Cab and Double Cab. <sup>8</sup> Standard on LS Crew Cab. <sup>9</sup> Included with available Max Trailering Package. <sup>10</sup> Included and only available with Midnight Edition. <sup>11</sup> Included and only available with Black Out Edition. <sup>12</sup> Included and only available with Rally 1 Edition. <sup>13</sup> Included and only available with Realtree Edition. <sup>14</sup> Included and only available with Redline Edition. <sup>15</sup> Included and only available with Rally 2 Edition.



## INTERIOR FABRICS



Dark Ash Vinyl with Jet Black Accents<sup>1</sup>




Dark Ash Cloth with Jet Black Accents<sup>1,2,3</sup>




Jet Black Cloth with Jet Black Accents<sup>3</sup>



Dune Cloth with Cocoa Accents<sup>3</sup>



Jet Black Leather Appointments with Jet Black Accents<sup>4,5</sup>



Dark Ash Leather Appointments with Jet Black Accents<sup>5</sup>



Dune Leather Appointments with Cocoa Accents<sup>5</sup>



Jet Black Perforated Leather Appointments with Jet Black Accents<sup>6</sup>



Dark Ash Perforated Leather Appointments with Jet Black Accents<sup>6</sup>



Dune Perforated Leather Appointments with Cocoa Accents<sup>6</sup>



Saddle Perforated Leather Appointments with Saddle Accents<sup>7</sup>



Medium Ash Perforated Leather Appointments with Jet Black Accents<sup>7</sup>

<sup>1</sup> Standard on WT. <sup>2</sup> Standard on LS and Custom. <sup>3</sup> Standard on LT. <sup>4</sup> Available on LT; requires available LT Convenience Package or True North Edition. Not available on Regular Cab. <sup>5</sup> Standard on LTZ. <sup>6</sup> Available on LTZ. <sup>7</sup> Standard on High Country.



DIMENSIONS

	REGULAR CAB STANDARD BOX	REGULAR CAB LONG BOX	4-DOOR DOUBLE CAB STANDARD BOX	CREW CAB SHORT BOX	CREW CAB STANDARD BOX
EXTERIOR, MM (IN.)					
Wheelbase	3023 (119.0)	3378 (133.0)	3645 (143.5)	3645 (143.5)	3886 (153.0)
Length	5221 (205.6)	5701 (224.4)	5843 (230.0)	5843 (230.0)	6085 (239.6)
Width	2032 (80.0)	2032 (80.0)	2032 (80.0)	2032 (80.0)	2032 (80.0)
Height – 2WD	1879 (74.0)	1867 (73.5)	1876 (73.9)	1884 (74.2)	1873 (73.7)
Height – 4x4	1883 (74.1)	1874 (73.8)	1877 (73.9)	1879 (74.0)	1875 (73.8)
Front Track – 2WD	1747 (68.8)	1747 (68.8)	1750 (68.9)	1747 (68.8)	1747 (68.8)
Front Track – 4x4	1745 (68.7)	1745 (68.7)	1750 (68.9)	1745 (68.7)	1745 (68.7)
Rear Track – 2WD and 4x4	1716 (67.6)	1716 (67.6)	1716 (67.6)	1716 (67.6)	1716 (67.6)
INTERIOR, MM (IN.)					
Headroom, front	1077 (42.4)	1077 (42.4)	1087 (42.8)	1087 (42.8)	1087 (42.8)
Headroom, rear	–	–	982 (38.7)	1029 (40.5)	1029 (40.5)
Legroom, front	1150 (45.3)	1150 (45.3)	1150 (45.3)	1150 (45.3)	1150 (45.3)
Legroom, rear	–	–	880 (34.6)	1040 (40.9)	1040 (40.9)
Shoulder Room, front	1677 (66.0)	1677 (66.0)	1675 (65.9)	1677 (66.0)	1677 (66.0)
Shoulder Room, rear	–	–	1671 (65.8)	1670 (65.7)	1670 (65.7)
Hip Room, front	1543 (60.7)	1543 (60.7)	1543 (60.7)	1543 (60.7)	1543 (60.7)
Hip Room, rear	–	–	1530 (60.2)	1531 (60.3)	1531 (60.3)

MAXIMUM CAPACITIES

	REGULAR CAB STANDARD BOX	REGULAR CAB LONG BOX	4-DOOR DOUBLE CAB STANDARD BOX	CREW CAB SHORT BOX	CREW CAB STANDARD BOX
CAPACITIES, MM (IN.)					
Cargo Bed Length at Floor	2003 (78.9)	2483 (97.8)	2003 (78.9)	1761 (69.3)	2003 (78.9)
Cargo Bed Width Between Wheelhousings	1296 (51.0)	1296 (51.0)	1296 (51.0)	1296 (51.0)	1296 (51.0)
Cargo Bed Inside Width at Floor	1642 (64.6)	1642 (64.6)	1642 (64.6)	1642 (64.6)	1642 (64.6)
Cargo Bed Inside Height	539 (21.2)	539 (21.2)	536 (21.1)	536 (21.1)	536 (21.1)
CAPACITIES, L (CU. FT.)					
Cargo Volume	1728 (61.0)	2161 (76.3)	1728 (61.0)	1512 (53.4)	1728 (61.0)
CAPACITIES, L (IMP. GAL.)					
Fuel Tank	98 (21.6)	129 (28.4)	98 (21.6)	98 (21.6)	98 (21.6)





## COMPLETE CARE

Experience Chevrolet Complete Care, a comprehensive coverage, warranty and protection program that comes standard with every new 2018 Chevrolet Silverado lease and purchase. Please visit [chevrolet.ca](http://chevrolet.ca) or see your dealer for full details.

### YOUR COMPREHENSIVE OWNER BENEFIT PROGRAM.

2-year/48,000 km<sup>1</sup> Complimentary Oil Changes<sup>2</sup>

3-year/60,000 km<sup>1</sup> New Vehicle Limited Warranty

5-year/160,000 km<sup>1</sup> Powertrain Component Limited Warranty, with \$0 deductible on repairs and the warranty is fully transferable at no charge

5-year/160,000 km<sup>1</sup> Courtesy Transportation

5-year/160,000 km<sup>1</sup> 24/7 Roadside Assistance

6-year/160,000 km<sup>1</sup> rust-through perforation coverage

8-year/130,000 km<sup>1</sup> coverage on catalytic converters and Powertrain Control Modules (PCMs)

1 month trial of Chevrolet Connected Services and 1 month of OnStar Safety & Security coverage<sup>3</sup>

10 years of standard connectivity with Chevrolet Connected Access<sup>4</sup>

### OTHER OWNERSHIP PRIVILEGES AND PROGRAMS<sup>5</sup>

- GM Protection Plan (GMPP) – the only extended service plan backed by the resources and commitment of General Motors, GMPP may be purchased at the time of sale or subsequently during the New Vehicle Limited Warranty period.
- Chevrolet Certified Service – to help your Chevrolet vehicle live up to its performance promise, Chevrolet Certified Service – found exclusively at your Chevrolet dealer – is there. With all the engineering excellence in your vehicle, GM-trained technicians have the expertise to care for all of it.
- Chevrolet Owner Centre – as an owner, take advantage of the Chevrolet Owner Centre. This online owner's destination gives you access to contests, current offers and the latest driving and maintenance tips. Find out more at [mychevrolet.ca](http://mychevrolet.ca).

### TO HELP YOU PURCHASE OR LEASE A NEW VEHICLE

- Purchase Financing and Leasing – on-the-spot financing; see dealer for full details<sup>6</sup>
- GM Student Bonus Program – students or recent graduates of high school, college or university<sup>6</sup> may be entitled to receive a Student Bonus Vehicle Redemption Allowance of \$500 or \$750<sup>5</sup> (tax inclusive) (purchased vehicle dependant) to use towards the purchase, lease or finance of one eligible new Chevrolet vehicle.
- GM Card<sup>®</sup> – Cardholders may redeem Earnings towards the total purchase price or lease down payment of an eligible new Chevrolet car, truck or crossover. Restrictions and limitations apply. For full program details, visit [gmcards.ca](http://gmcards.ca).

**INFORMATION RESOURCES** You can find more information about these programs from your Chevrolet dealer, or at these information centres:

- The Chevrolet website at [chevrolet.ca](http://chevrolet.ca)
- The GM Customer Care Centre at **1-800-GM-DRIVE** (**1-800-463-7483** or **1-800-263-3830** for TDD users).

**A WORD ABOUT THIS BROCHURE** Some of the equipment shown or described throughout this brochure may be available at extra cost. We have tried to make this brochure comprehensive and factual. We reserve the right, however, to make changes at any time, without notice, in prices, colours, materials, equipment, specifications, models and availability. Specifications, dimensions, measurements, ratings and other numbers in this brochure and other printed materials provided at the dealership or affixed to vehicles are approximates based upon design and engineering drawings and prototypes and laboratory tests. Your vehicle may differ due to variations in manufacture and equipment. Since some information may have been updated since the time of printing, please check with your Chevrolet dealer for complete details. General Motors of Canada Company reserves the right to lengthen or shorten the model year for any product, for any reason, or to start and end model years at different times. Certain vehicle features may lose their usefulness over time due to obsolescence from technological changes. Unless otherwise noted, all claims based on the latest available competitive information. Excludes other GM vehicles.

**ENGINES** Chevrolet products are equipped with engines produced by GM Global Propulsion Systems or other suppliers to GM worldwide. The engines in Chevrolet products may also be used in other GM makes and models.

**ASSEMBLY** Chevrolet vehicles and their components are assembled or produced by different operating units of General Motors, its subsidiaries or suppliers to GM worldwide. We sometimes find it necessary to produce Chevrolet vehicles with different or differently sourced components than originally scheduled. Since some options may be unavailable when your vehicle is assembled, we suggest you verify that your vehicle includes the equipment you ordered and that, if there were changes, they are acceptable to you.

**FLEET ORDERS** Some standard content may be deleted on fleet orders. See dealer for details.

### AN IMPORTANT NOTE ABOUT ALTERATIONS AND WARRANTIES

Installations or alterations to the original equipment vehicle (or chassis) as distributed by General Motors are not covered by the General Motors New Vehicle Limited Warranty. The special body company, assembler, equipment installer or upfitter is solely responsible for warranties on the body or equipment and any alterations (or any effect of the alterations) to any of the parts, components, systems or assemblies installed by GM. General Motors is not responsible for the safety or quality of design features, materials or workmanship of any alterations by such suppliers.

**TRADEMARKS** The marks appearing in this brochure including, but not limited to, General Motors, GM, Chevrolet, the Chevrolet emblem, Silverado and their respective logos, emblems, slogans and vehicle model names and body designs; and other marks such as Active Fuel Management, Autotrac, Chevrolet Shop, Duralife, Find New Roads, Hydra-Matic, IntelliBeam, myChevrolet, MyLink, OnStar, the OnStar emblem and StabiliTrak are trademarks of General Motors LLC and/or General Motors of Canada Company, its subsidiaries, affiliates or licensors. Apple is a trademark of Apple Inc., registered in the U.S. and other countries. Bluetooth is a registered trademark of Bluetooth SIG, Inc. Blu-ray is a trademark of the Blu-ray Disc Association. Bose is a registered trademark of the Bose Corporation. Facebook is a registered trademark of Facebook Inc. HD Radio is a registered trademark of the iBiquity Digital Corporation. © 2018 Sirius XM Canada Inc. "SiriusXM," the SiriusXM logo, channel names and logos are registered trademarks of Sirius XM Radio Inc. and are used under license. All rights reserved. Twitter is a trademark of Twitter, Inc. YouTube is a registered trademark of Google Inc. Wi-Fi is a registered trademark of Wi-Fi Alliance.

**COPYRIGHT** ©Copyright 2018 General Motors of Canada Company. All rights reserved. All text, images, graphics, and other materials in this brochure are subject to the copyright and other intellectual property rights of General Motors LLC and/or General Motors of Canada Company. These materials may not be reproduced, distributed or modified without the express written permission of General Motors LLC and/or General Motors of Canada Company. May 2018

<sup>1</sup> Whichever comes first. Conditions and limitations apply. See dealer for details. <sup>2</sup> Limit of four complimentary Lube-Oil-Filter services in total. Fluid top-offs, inspections, tire rotations, wheel alignments and balancing, etc., are not covered. Conditions and limitations apply. See dealer for details. <sup>3</sup> Standard on LS, LT, LTZ, LTZ 71 and High Country models. Available on WT and Custom models. Services are subject to user terms and limitations. Visit [onstar.ca](http://onstar.ca) for more details. Data plans offered by AT&T or its local service provider. Availability subject to change. <sup>4</sup> Limitations apply. Not transferable. Standard connectivity available to original purchaser for 10 years from the vehicle delivery date for model year 2018 and newer Chevrolet vehicles. Visit [onstar.ca](http://onstar.ca) for details and further plan limitations. Connected Access does not include emergency or security services. Availability of Connected Access and any of its services are dependent on compatible 4G LTE wireless networks and are also subject to change.

<sup>5</sup> Conditions and limitations apply. <sup>6</sup> Subject to eligibility.





**FIND *NEW* ROADS™**



[TWITTER.COM/CHEVROLETCANADA](https://twitter.com/CHEVROLETCANADA)



[YOUTUBE.COM/CHEVROLETCANADA](https://youtube.com/CHEVROLETCANADA)



[FACEBOOK.COM/CHEVROLETCANADA](https://facebook.com/CHEVROLETCANADA)

***CHEVROLET.CA***