


Vehicle: [Retail] 2022 Chevrolet Silverado 2500HD (CK20753) 4WD Double Cab 149" Work Truck ( Complete)

Window Sticker

SUMMARY

[Retail] 2022 Chevrolet Silverado 2500HD (CK20753) 4WD Double Cab 149" Work Truck MSRP:\$51,648.00

Interior:Jet Black, Cloth seat trim

Exterior 1:Summit White

Exterior 2:No colour has been selected.

Engine, Duramax 6.6L Turbo-Diesel V8


Transmission, Allison 10-speed automatic

OPTIONS

CODE	MODEL	MSRP
CK20753	[Retail] 2022 Chevrolet Silverado 2500HD (CK20753) 4WD Double Cab 149" Work Truck	\$51,648.00
OPTIONS		
1WT	Work Truck Preferred Equipment Group	\$0.00
AE7	Seats, front 40/20/40 split-bench	\$0.00
AKO	Glass, deep-tinted	Inc.
ANQ	Alaskan Snow Plow Special Edition	\$3,200.00
AQQ	Remote Keyless Entry	Inc.
BHP	Winter Grille Cover	Inc.
C49	Defogger, rear-window electric	Inc.
CGN	Chevytec spray-on bedliner	Inc.
DBG	Mirrors, outside power-adjustable vertical trailing	Inc.
DMQ	Decal, Alaskan Snow Plow Special Edition	Inc.
GAZ	Summit White	\$0.00
GU6	Rear axle, 3.42 ratio	Inc.
H1T	Jet Black, Cloth seat trim	\$0.00
IOR	Audio system, Chevrolet Infotainment 3 system	\$0.00
JFO	GVWR, 11,200 lbs. (5080 kg)	\$0.00
JL1	Trailer brake controller, integrated	\$350.00
K05	Engine block heater	Inc.



This document contains information considered Confidential between GM and its Clients uniquely. The information provided is not intended for public disclosure. Prices, specifications, and availability are subject to change without notice, and do not include certain fees, taxes and charges that may be required by law or vary by manufacturer or region. Performance figures are guidelines only, and actual performance may vary. Photos may not represent actual vehicles or exact configurations. Content based on report preparer's input is subject to the accuracy of the input provided.
Data Version: 15841. Data Updated: 19-Jul-2021 11:08:00 PDT PM.

Vehicle: [Retail] 2022 Chevrolet Silverado 2500HD (CK20753) 4WD Double Cab 149" Work Truck ( Complete)

K34	Cruise control, electronic	Inc.	
K40	Exhaust brake	Inc.	
KHF	Alternators, dual, 220-amps primary, 170-amps auxiliary		\$440.00
L5P	Engine, Duramax 6.6L Turbo-Diesel V8		\$11,195.00
MGM	Transmission, Allison 10-speed automatic	Inc.	
NZZ	Skid Plates	Inc.	
PCV	WT Convenience Package		\$1,425.00
PTW	Wheels, 18" (45.7 cm) High Gloss Black aluminum	Inc.	
QG3	Tires, LT275/70R18, mud-terrain, blackwall;	Inc.	
QT5	Tailgate, gate function manual with EZ Lift	Inc.	
RGE	Safety Confidence Package		\$480.00
SFZ	LPO, Black Bowtie Emblem, front		\$145.00
U01	Lamps, Smoked Amber roof marker, (LED)	Inc.	
UDD	Driver Information Centre, 4.2" diagonal colour display	Inc.	
UEU	Forward Collision Alert	Inc.	
UF2	LED Cargo Area Lighting		\$150.00
UF3	High idle switch		\$240.00
UHY	Automatic Emergency Braking	Inc.	
UK3	Steering wheel audio controls	Inc.	
UY2	Trailer wiring provisions		\$40.00
VYU	Snow Plow Prep/Camper Package	Inc.	
ZYG	Tire, spare LT275/70R18 all-terrain, blackwall	Inc.	
—	Federal air conditioning excise tax		\$100.00
—	Battery, heavy-duty dual 730 cold-cranking amps/70 Amp-hr	Inc.	
—	Capped Fuel Fill	Inc.	

SUBTOTAL	\$69,313.00
Adjustments Total	\$0.00
Total Tax	\$100.00
Destination Charge	\$1,950.00
TOTAL PRICE	\$71,363.00




This document contains information considered Confidential between GM and its Clients uniquely. The information provided is not intended for public disclosure. Prices, specifications, and availability are subject to change without notice, and do not include certain fees, taxes and charges that may be required by law or vary by manufacturer or region. Performance figures are guidelines only, and actual performance may vary. Photos may not represent actual vehicles or exact configurations. Content based on report preparer's input is subject to the accuracy of the input provided.
Data Version: 15841. Data Updated: 19-Jul-2021 11:08:00 PDT PM.



ONTARIO MOTOR SALES

— CHEVROLET CADILLAC —

Vehicle: [Retail] 2022 Chevrolet Silverado 2500HD (CK20753) 4WD Double Cab 149" Work Truck ( Complete)

FUEL ECONOMY


Est City:N/A

Est Highway:N/A

Est Highway Cruising Range:N/A



This document contains information considered Confidential between GM and its Clients uniquely. The information provided is not intended for public disclosure. Prices, specifications, and availability are subject to change without notice, and do not include certain fees, taxes and charges that may be required by law or vary by manufacturer or region. Performance figures are guidelines only, and actual performance may vary. Photos may not represent actual vehicles or exact configurations. Content based on report preparer's input is subject to the accuracy of the input provided.
Data Version: 15841. Data Updated: 19-Jul-2021 11:08:00 PDT PM.

Vehicle: [Retail] 2022 Chevrolet Silverado 2500HD (CK20753) 4WD Double Cab 149" Work Truck ( Complete)

Standard Equipment

Package

Trailering Package includes trailer hitch, 7-pin connector and (CTT) Hitch Guidance (Deleted when (ZW9) pickup bed delete is ordered.)

Mechanical

Durabed, pickup bed

Engine, 6.6L V8 with Direct Injection and Variable Valve Timing, gasoline, (401 hp [299 kW] @ 5200 rpm, 464 lb -ft of torque [629 N-m] @ 4000 rpm) (STD)

Transmission, 6-speed automatic, heavy-duty (STD) (Requires (L8T) 6.6L V8 gas engine.)

Rear axle, 3.73 ratio (Requires (L8T) 6.6L V8 gas engine. Not available with (L5P) Duramax 6.6L Turbo-Diesel V8 engine.)

GVWR, 10,350 lbs. (4695 kg) (STD) (Included and only available with CC20743 model and (L8T) 6.6L V8 gas engine with 18" or 20" wheels or CK20753 and (L8T) 6.6L V8 gas engine with 17" wheels.)

Air filter, heavy-duty

Air filtration monitoring

Transfer case, two-speed electronic shift with push button controls (Requires 4WD models.)

Auto-locking rear differential

Four wheel drive

Cooling, external engine oil cooler

Cooling, auxiliary external transmission oil cooler

Battery, heavy-duty 720 cold-cranking amps/80 Amp-hr maintenance-free with rundown protection and retained accessory power (Included and only available with (L8T) 6.6L V8 gas engine.)

Alternator, 170 amps (Requires (L8T) 6.6L V8 gas engine.)

Frame, fully-boxed, hydroformed front section and a fully-boxed stamped rear section

Recovery hooks, front, frame-mounted, Black

Suspension Package

Steering, Recirculating Ball with smart flow power steering system

Brakes, 4-wheel antilock, 4-wheel disc with DURALIFE rotors

Brake lining wear indicator


Capless Fuel Fill (Requires (L8T) 6.6L V8 gas engine. Not available with (ZW9) pickup bed delete.)

Exterior

Wheels, 17" (43.2 cm) painted steel, Silver (STD)



This document contains information considered Confidential between GM and its Clients uniquely. The information provided is not intended for public disclosure. Prices, specifications, and availability are subject to change without notice, and do not include certain fees, taxes and charges that may be required by law or vary by manufacturer or region. Performance figures are guidelines only, and actual performance may vary. Photos may not represent actual vehicles or exact configurations. Content based on report preparer's input is subject to the accuracy of the input provided.
Data Version: 15841. Data Updated: 19-Jul-2021 11:08:00 PDT PM.

Vehicle: [Retail] 2022 Chevrolet Silverado 2500HD (CK20753) 4WD Double Cab 149" Work Truck ( Complete)

Exterior

Tires, LT245/75R17E all-season, blackwall (STD)

Tire, spare LT245/75R17E all-season, blackwall (STD) (Included and only available with (QHQ) LT245/75R17E all-season, blackwall tires with (E63) Durabed, pickup bed. Available to order when (ZW9) pickup bed delete and (QHQ) LT245/75R17E all-season, blackwall tires are ordered.)

Tire carrier lock keyed cylinder lock that utilizes same key as ignition and door (Deleted with (ZW9) pickup bed delete.)

Bumpers, front, Black

Bumpers, rear, Black

CornerStep, rear bumper

BedStep, Black integrated on forward portion of bed on driver and passenger side (Deleted when (ZW9) pickup bed delete is ordered.)

Mouldings, beltline, Black

Cargo tie downs (12), fixed rated at 500 lbs (226.8 kg) per corner (Deleted with (ZW9) pickup bed delete.)

Grille (Front grille bar with "CHEVROLET" moulded in Black, includes Black mesh inserts with small Gold bowtie emblem.)

Headlamps, halogen reflector with halogen Daytime Running Lamps

Taillamps with incandescent tail, stop and reverse lights

Lamps, cargo area, cab mounted integrated with centre high mount stop lamp, with switch in bank on left side of steering wheel

Mirrors, outside high-visibility vertical trailering lower convex mirrors, manual-folding/extending (extends 3.31" [84.25mm]), moulded in Black

Mirror caps, Black

Glass, solar absorbing, tinted

Tailgate, standard (Deleted with (ZW9) pickup bed delete.)

Tailgate and bed rail protection cap, top

Tailgate, locking, utilizes same key as ignition and door (Upgraded to (QT5) EZ Lift power lock and release tailgate when (PCV) WT Convenience Package is ordered. Not available with (ZW9) pickup bed delete.)

Tailgate, gate function manual, no EZ Lift (Deleted with (ZW9) pickup bed delete.)

Door handles, Black grained


Entertainment

Audio system, Chevrolet Infotainment 3 system 7" diagonal colour touchscreen, AM/FM stereo. Additional features for compatible phones include: Bluetooth audio streaming for 2 active devices, voice command pass-through to phone, wired Apple CarPlay and Android Auto capable. (STD)

Audio system feature, 6-speaker system (Requires Crew Cab or Double Cab model.)



This document contains information considered Confidential between GM and its Clients uniquely. The information provided is not intended for public disclosure. Prices, specifications, and availability are subject to change without notice, and do not include certain fees, taxes and charges that may be required by law or vary by manufacturer or region. Performance figures are guidelines only, and actual performance may vary. Photos may not represent actual vehicles or exact configurations. Content based on report preparer's input is subject to the accuracy of the input provided.
Data Version: 15841. Data Updated: 19-Jul-2021 11:08:00 PDT PM.

Vehicle: [Retail] 2022 Chevrolet Silverado 2500HD (CK20753) 4WD Double Cab 149" Work Truck ( Complete)

Entertainment

Bluetooth for phone connectivity to vehicle infotainment system

Interior

Seats, front 40/20/40 split-bench with upper covered armrest storage with fixed lumbar (STD)

Vinyl seat trim

Seat adjuster, driver 4-way manual

Seat adjuster, passenger 4-way manual

Seat, rear 60/40 folding bench (folds up), 3-passenger (includes child seat top tether anchor) (Requires Crew Cab or Double Cab model.)

Floor covering, rubberized-vinyl (Not available with LPO floor liners.)

Steering wheel, urethane

Steering column, Tilt-Wheel, manual with wheel locking security feature

Instrument cluster 6-gauge cluster featuring speedometer, fuel level, engine temperature, tachometer, voltage and oil pressure

Driver Information Centre, 3.5" diagonal monochromatic display

Exterior Temperature Display located in radio display

Rear Seat Reminder (Requires Crew Cab or Double Cab model.)

Window, power front, drivers express up/down (Standard on Crew Cab and Double Cab models. On Regular Cab model, included and only available with (PCV) WT Convenience Package.)

Window, power front, passenger express down (Standard on Crew Cab and Double Cab models. On Regular Cab model, included and only available with (PCV) WT Convenience Package.)

Windows, power rear, express down (Not available with Regular Cab models.)

Door locks, power (Standard on Crew Cab and Double Cab models. On Regular Cab models, included and only available with (PCV) WT Convenience Package.)

USB ports, 2 (first row) located on instrument panel

Power outlet, front auxiliary, 12-volt

Air conditioning, single-zone

Air vents, rear, heating/cooling (Not available on Regular Cab models.)

Mirror, inside rearview, manual tilt

Assist handles front A-pillar mounted for driver and passenger, rear B-pillar mounted

Safety-Mechanical

StabiliTrak stability control system with Proactive Roll Avoidance and traction control, includes electronic trailer sway control and hill start assist



This document contains information considered Confidential between GM and its Clients uniquely. The information provided is not intended for public disclosure. Prices, specifications, and availability are subject to change without notice, and do not include certain fees, taxes and charges that may be required by law or vary by manufacturer or region. Performance figures are guidelines only, and actual performance may vary. Photos may not represent actual vehicles or exact configurations. Content based on report preparer's input is subject to the accuracy of the input provided.
Data Version: 15841. Data Updated: 19-Jul-2021 11:08:00 PDT PM.

Vehicle: [Retail] 2022 Chevrolet Silverado 2500HD (CK20753) 4WD Double Cab 149" Work Truck (✓)
Complete)

Safety-Exterior

Daytime Running Lamps with automatic exterior lamp control

Safety-Interior

Airbags, Dual-stage frontal airbags for driver and front outboard passenger; Seat-mounted side-impact airbags for driver and front outboard passenger; Head-curtain airbags for front and rear outboard seating positions; Includes front outboard Passenger Sensing System for frontal outboard passenger airbag

Rear Vision Camera (Deleted with (ZW9) pickup bed delete.)

Hitch Guidance dynamic single line to aid in trailer alignment for hitching (Deleted with (ZW9) pickup bed delete.)

Teen Driver a configurable feature that lets you activate customizable vehicle settings associated with a key fob, to help encourage safe driving behaviour. It can limit certain available vehicle features, and it prevents certain safety systems from being turned off. An in-vehicle report card gives you information on driving habits and helps you to continue to coach your new driver

Tire Pressure Monitoring System with Tire Fill Alert (does not apply to spare tire)

Processing-Other

Trailering Information Label provides max trailer ratings for tongue weight, conventional, gooseneck and 5th wheel trailering (Not available with (ZW9) pickup bed delete.)

WARRANTY

Warranty Note: <<< Preliminary 2022 Warranty >>>

Basic Years: 3

Basic Miles/km: 60,000

Drivetrain Years: 5

Drivetrain Miles/km: 100,000

Drivetrain Note: Certain Commercial and/or Government Fleet vehicles and 2500/3500 HD Pickups with a 6.6L

Duramax Turbo-Diesel Engine: 5 years/160,000 km

Corrosion Years (Rust-Through): 6

Corrosion Years: 3

Corrosion Miles/km (Rust-Through): 160,000

Corrosion Miles/km: 60,000

Roadside Assistance Years: 5

Roadside Assistance Miles/km: 100,000

Roadside Assistance Note: Certain Commercial and/or Government Fleet vehicles and 2500/3500 HD Pickups with a 6.6L Duramax Turbo-Diesel Engine: 5 years/160,000 km

Technical Specifications

Powertrain

Transmission

Drivetrain Four Wheel Drive


Trans Type 10

Trans Order Code MGM

Trans Description Cont. Automatic



This document contains information considered Confidential between GM and its Clients uniquely. The information provided is not intended for public disclosure. Prices, specifications, and availability are subject to change without notice, and do not include certain fees, taxes and charges that may be required by law or vary by manufacturer or region. Performance figures are guidelines only, and actual performance may vary. Photos may not represent actual vehicles or exact configurations. Content based on report preparer's input is subject to the accuracy of the input provided.
Data Version: 15841. Data Updated: 19-Jul-2021 11:08:00 PDT PM.

Vehicle: [Retail] 2022 Chevrolet Silverado 2500HD (CK20753) 4WD Double Cab 149" Work Truck ( Complete)

Powertrain

Transmission

Trans Description Cont. Again	N/A	First Gear Ratio (:1)	4.54
Second Gear Ratio (:1)	2.86	Third Gear Ratio (:1)	2.06
Fourth Gear Ratio (:1)	1.72	Fifth Gear Ratio (:1)	1.48
Sixth Gear Ratio (:1)	1.26	Reverse Ratio (:1)	4.54
Clutch Size	N/A	Trans Power Take Off	N/A
Final Drive Axle Ratio (:1)	N/A	Transfer Case Model	Magna MP1625/6
Transfer Case Gear Ratio (:1), High	1.00	Transfer Case Gear Ratio (:1), Low	2.72
Transfer Case Power Take Off	N/A	Seventh Gear Ratio (:1)	1.00
Eighth Gear Ratio (:1)	0.85	Ninth Gear Ratio (:1)	0.68
Tenth Gear Ratio (:1)	0.63		

Mileage

EnerGuide Estimate - City	N/A	EnerGuide Estimate - Hwy	N/A
Cruising Range - City	N/A	Cruising Range - Hwy	N/A

Engine

Engine Order Code	L5P	Engine Type	Turbocharged Diesel V8
Displacement	6.6L/403	Fuel System	Direct Injection
SAE Net Horsepower @ RPM	445 @ 2800	SAE Net Torque @ RPM	910 @ 1600
Engine Oil Cooler	Yes		

Electrical


Cold Cranking Amps @ 0° F (Primary)	730	Cold Cranking Amps @ 0° F (2nd)	730
Maximum Alternator Capacity (amps)	390	Cold Cranking Amps @ 0° F (3rd)	N/A

Cooling System

Total Cooling System Capacity	N/A
-------------------------------	-----



This document contains information considered Confidential between GM and its Clients uniquely. The information provided is not intended for public disclosure. Prices, specifications, and availability are subject to change without notice, and do not include certain fees, taxes and charges that may be required by law or vary by manufacturer or region. Performance figures are guidelines only, and actual performance may vary. Photos may not represent actual vehicles or exact configurations. Content based on report preparer's input is subject to the accuracy of the input provided.
Data Version: 15841. Data Updated: 19-Jul-2021 11:08:00 PDT PM.

Vehicle: [Retail] 2022 Chevrolet Silverado 2500HD (CK20753) 4WD Double Cab 149" Work Truck ( Complete)

Vehicle

Emissions

Kg/yr of CO2 Emissions @ 20K km/year	N/A	G/km Of CO2 Emissions	N/A
--------------------------------------	-----	-----------------------	-----

Chassis

Weight Information

Standard Weight - Front	0 kg	Standard Weight - Rear	0 kg
Gross Axle Wt Rating - Front	2,721.6 kg	Gross Axle Wt Rating - Rear	2,993.76 kg
Curb Weight - Front	1,729.58 kg	Curb Weight - Rear	1,239.24 kg
Option Weight - Front	0 kg	Option Weight - Rear	0 kg
Reserve Axle Capacity - Front	992.02 kg	Reserve Axle Capacity - Rear	1,754.52 kg
As Spec'd Curb Weight	2,968.81 kg	As Spec'd Payload	2,111.51 kg
Maximum Payload Capacity	2,111.51 kg	Gross Combined Wt Rating	11,793.6 kg
Gross Axle Weight Rating	5,715.36 kg	Curb Weight	2,968.81 kg
Reserve Axle Capacity	2,746.55 kg	Total Option Weight	0 kg
Payload Weight Front	0 kg	Payload Weight Rear	0 kg
Gross Vehicle Weight Rating	5,080.32 kg		

Trailer

Dead Weight Hitch - Max Trailer Wt.	2,268 kg	Dead Weight Hitch - Max Tongue Wt.	226.8 kg
Wt Distributing Hitch - Max Trailer Wt.	6,577.2 kg	Wt Distributing Hitch - Max Tongue Wt.	657.72 kg
Fifth Wheel Hitch - Max Trailer Wt.	N/A	Maximum Trailering Capacity	6,577.2 kg
Fifth Wheel Hitch - Max Tongue Wt.	N/A		

Frame


Frame Type	Hydroformed	Sect Modulus Rails Only	N/A
Frame RBM	N/A	Frame Strength	N/A
Frame Thickness	N/A		

Suspension

Suspension Type - Front	Short/Long Arm	Suspension Type - Rear	Multi-Leaf Springs
Spring Capacity - Front	N/A	Spring Capacity - Rear	N/A



This document contains information considered Confidential between GM and its Clients uniquely. The information provided is not intended for public disclosure. Prices, specifications, and availability are subject to change without notice, and do not include certain fees, taxes and charges that may be required by law or vary by manufacturer or region. Performance figures are guidelines only, and actual performance may vary. Photos may not represent actual vehicles or exact configurations. Content based on report preparer's input is subject to the accuracy of the input provided.
Data Version: 15841. Data Updated: 19-Jul-2021 11:08:00 PDT PM.

Vehicle: [Retail] 2022 Chevrolet Silverado 2500HD (CK20753) 4WD Double Cab 149" Work Truck ( Complete)

Chassis

Suspension

Axle Type - Front	N/A	Axle Type - Rear	N/A
Axle Capacity - Front	N/A	Axle Capacity - Rear	N/A
Axle Ratio (:1) - Front	3.42	Axle Ratio (:1) - Rear	3.42
Shock Absorber Diameter - Front	51.0 mm	Shock Absorber Diameter - Rear	51.0 mm
Stabilizer Bar Diameter - Front	35.05 mm	Stabilizer Bar Diameter - Rear	N/A

Tires

Front Tire Order Code	QG3	Rear Tire Order Code	QG3
Spare Tire Order Code	ZYG	Front Tire Size	LT275/70R18
Rear Tire Size	LT275/70R18	Spare Tire Size	LT275/70R18
Front Tire Capacity	N/A	Rear Tire Capacity	N/A
Spare Tire Capacity	N/A	Revolutions/Mile @ 45 mph - Front	N/A
Revolutions/Mile @ 45 mph - Rear	N/A	Revolutions/Mile @ 45 mph - Spare	N/A

Wheels

Front Wheel Size	18 x -TBD- in	Rear Wheel Size	18 x -TBD- in
Spare Wheel Size	18 x 8 in	Front Wheel Material	Steel
Rear Wheel Material	Steel	Spare Wheel Material	Steel

Steering


Steering Type	Pwr	Steering Ratio (:1), On Centre	N/A
Steering Ratio (:1), At Lock	N/A	Turning Diameter - Curb to Curb	15.09 m
Turning Diameter - Wall to Wall	N/A		

Brakes

Brake Type	Pwr	Brake ABS System	4-Wheel
Brake ABS System (Second Line)	N/A	Disc - Front (Yes or)	Yes
Disc - Rear (Yes or)	Yes	Front Brake Rotor Diam x Thickness	355.6 x 40.64 mm
Rear Brake Rotor Diam x Thickness	358.14 x 33.02 mm	Drum - Rear (Yes or)	N/A



This document contains information considered Confidential between GM and its Clients uniquely. The information provided is not intended for public disclosure. Prices, specifications, and availability are subject to change without notice, and do not include certain fees, taxes and charges that may be required by law or vary by manufacturer or region. Performance figures are guidelines only, and actual performance may vary. Photos may not represent actual vehicles or exact configurations. Content based on report preparer's input is subject to the accuracy of the input provided.
Data Version: 15841. Data Updated: 19-Jul-2021 11:08:00 PDT PM.

Vehicle: [Retail] 2022 Chevrolet Silverado 2500HD (CK20753) 4WD Double Cab 149" Work Truck ( Complete)

Chassis

Brakes

Rear Drum Diam x Width	N/A
------------------------	-----

Fuel Tank

Fuel Tank Capacity, Approx	111 L	Aux Fuel Tank Capacity, Approx	N/A
Fuel Tank Location	N/A	Aux Fuel Tank Location	N/A

Dimensions

Interior Dimensions

Passenger Capacity	6	Front Head Room	1,092.96 mm
Front Leg Room	1,131.06 mm	Front Shoulder Room	1,676.91 mm
Front Hip Room	1,553.97 mm	Second Head Room	1,012.95 mm
Second Leg Room	895.1 mm	Second Shoulder Room	1,647.95 mm
Second Hip Room	1,530.1 mm		

Exterior Dimensions

Wheelbase	3,794.76 mm	Length, Overall w/o rear bumper	N/A
Length, Overall	6,107.43 mm	Width, Max w/o mirrors	2,078.99 mm
Height, Overall	2,030.73 mm	Overhang, Front	N/A
Overhang, Rear w/o bumper	N/A	Front Bumper to Back of Cab	N/A
Cab to Axle	1,069.34 mm	Cab to End of Frame	N/A
Ground to Top of Load Floor	N/A	Ground to Top of Frame	N/A
Frame Width, Rear	N/A	Ground Clearance, Front	258.83 mm
Ground Clearance, Rear	258.83 mm	Body Length	0 m
Cab to Body	N/A		

Cargo Area Dimensions

Cargo Box Length @ Floor	2,089.15 mm	Cargo Box Width @ Top, Rear	N/A
Cargo Box Width @ Floor	1,813.56 mm	Cargo Box Width @ Wheelhousings	1,316.99 mm
Cargo Box (Area) Height	533.4 mm	Tailgate Width	N/A
Cargo Volume	1,968.02 L	Ext'd Cab Cargo Volume	N/A



This document contains information considered Confidential between GM and its Clients uniquely. The information provided is not intended for public disclosure. Prices, specifications, and availability are subject to change without notice, and do not include certain fees, taxes and charges that may be required by law or vary by manufacturer or region. Performance figures are guidelines only, and actual performance may vary. Photos may not represent actual vehicles or exact configurations. Content based on report preparer's input is subject to the accuracy of the input provided.
Data Version: 15841. Data Updated: 19-Jul-2021 11:08:00 PDT PM.