

2019

TUNDRA



TOYOTA

AT TOYOTA, WE'RE MORE THAN JUST A CAR COMPANY



WE'RE A PARTNER IN THE JOURNEY TO LIVE YOUR MOST FULFILLING LIFE.

We give you the tools you need to achieve your full potential by designing our vehicles with purpose. To be as dynamic as the life you've always envisioned yourself living.

And we don't stop at meticulously designed, quality vehicles. We're pioneering alternative fuels, improving human movement, and creating meaningful community partnerships, like the one we have with our Olympic and Paralympic athletes. These initiatives demonstrate our determination to give everyone the ability to move freely through a world with constantly evolving mobility challenges, enriching that world in the process.

Alone, just a car. Together, so much more.

FULLY LOADED, LOADED FULLY



UNCOMPROMISING ENGINEERING.

At Toyota, we think getting a truck should mean getting it all. We don't think that the capacity to get the work done should come at the expense of the space you need to raise a family. We know that an aggressive and commanding exterior doesn't have to be sacrificed for a premium and sophisticated interior. And we're certain that cutting-edge technology doesn't have to take a back seat to practical affordability. Enter the 2019 Toyota Tundra, a half-ton of meticulously engineered heavy metal that proves a full-size pickup truck can have it all.

LUXURY ON A LARGE SCALE

DESIGNED BEAUTIFULLY, BUILT RUGGEDLY.

Bold can be beautiful. The 2019 Toyota Tundra is proof of that. Built to be tough on terrain, the chiselled masculine exterior was designed to get the job done, and look good doing it. That craftsmanship and design seamlessly flows inside, where competency wasn't overlooked in our quest for comfort. After a long day on the job site, you need a full-size truck with intuitive technology and a spacious, premium interior that can get you to your destination reliably and comfortably, and that's what Tundra delivers.





INGENIOUS CAPABILITY

A TRUCK THAT WORKS HARD TO SERVE YOU.

For life on the go, Tundra has the capability to handle it all – and more. The spacious cabin includes a number of handy storage options including available Split Fold-Up Rear Seats, Deep Armrest Storage and a Large Glove Box. Outside, the tough exterior bed makes loading, securing, and hauling your gear that much easier with available Tie-Down Cleats, available Deck Rail System, and Easy Lower and Lift Tailgate.

TRD SPORT PACKAGE

For those craving a little more attitude, the TRD Sport Package offers exclusive performance inspired features like a powerful hood scoop, bedside decal, LED Headlights, TRD Sport Bilstein Shocks and Sway Bars, TRD Sport Shifter, and 20-in. alloy wheels with a black-accented finish.

OVER 80 YEARS OF INNOVATION



You can learn a lot in 80 years. Enough to master any subject. In our case, that subject is impactful full-sized pickup trucks. 80 years gave us the knowledge to design a truck that tows with unquestionable reliability. The wisdom to build a truck that can effortlessly deliver impressive payloads. The insight to create a truck that can help detect and stabilize trailer sway, even when towing up to 10,000 lb. And it gave us the expertise to create the 2019 Tundra, 80 years of innovation rolled into one impressive truck.

A TRUCK YOU CAN COUNT ON



TOW/HAUL MODE

The available TOW/HAUL mode expands the use of lower gear ranges, helping prevent the transmission from awkwardly shifting or “hunting” for the right gear. Particularly useful while towing or hauling a heavy load, the system enhances acceleration, downhill engine braking, pulling power, and cruising comfort.



TRAPEZOIDAL FRAME SECTION

The trapezoidal rear section of Tundra’s TripleTech™ frame allows the rear leaf springs to be positioned toe-out, where the front is mounted farther out than the rear. The result: The trapezoidal rear frame section and the toe-out rear leaf springs combined deliver superior lateral stability when cornering and especially while towing heavy loads.



POWERFUL BIG BRAKES

Tundra is equipped with enormous 13.9-in. front Brake Rotors and 4-piston calipers. When towing, Tundra’s big rotors can help to provide the confidence that when you apply the brakes, the Tundra – and your trailer – will come safely to a stop.



AUTOMATIC LIMITED-SLIP DIFFERENTIAL

Auto LSD uses the rear brakes to simulate the action of a mechanical limited-slip differential and is much easier to maintain. With Auto LSD, Tundra automatically applies brake pressure to the powered wheel with limited-to-no traction without restricting engine power. This helps increase resistance at the slipping wheel, which in turn helps feed power to the wheel with grip.

THE PROOF IS THE POWER



GREAT POWER, GREAT EFFICIENCY. TWO WAYS TO DELIVER IT.


With two powerful i-FORCE engines to choose from — a brawny 5.7L V8 or an efficient 4.6L V8 — there's a Tundra built to match your needs. Both engines feature Dual Independent Variable Valve Timing with intelligence to optimize engine breathing for maximum power and efficiency. The Acoustic Control Induction System automatically adjusts intake runner length for optimal torque and performance. And to help handle the remarkable torque from the 5.7L V8, we equipped it with a 6-speed automatic transmission, two-piece drive shaft and massive 10.5-in. ring gear. So whether you're towing, hauling, or just heading home, you can rest assured that Tundra carries a payload of capability.



PEACE OF MIND INSIDE AND OUT

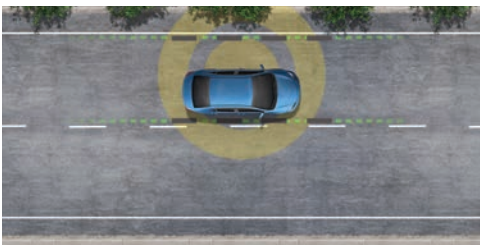
STANDARD TOYOTA SAFETY SENSE™ (TSS-P).¹

No matter what roads you travel, Toyota Safety Sense™ is always there to keep you as safe as possible. It's an advanced suite of innovative safety features that comes standard on the 2019 Tundra, and it is designed to help protect drivers, passengers, pedestrians, and people in other vehicles from harm.



DYNAMIC RADAR CRUISE CONTROL²

Using forward sensing radar technology, the system can automatically adjust vehicle speed to help maintain a preset following distance between you and the vehicle directly in front of you.



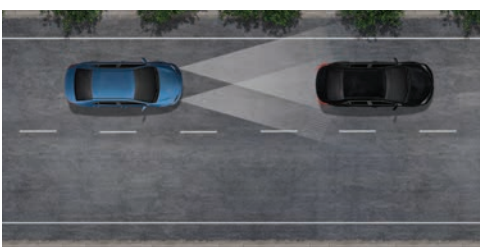
LANE DEPARTURE ALERT³

Alerts you if you start to drift out of your lane when visible lane markings are detected.



PRE-COLLISION SYSTEM WITH PEDESTRIAN DETECTION⁴

Provides collision avoidance or collision mitigation support in speed ranges where frontal collisions are likely to occur. In certain conditions, the Pre-Collision System with Pedestrian Detection may also help to detect pedestrians and help prevent or mitigate a collision.



AUTOMATIC HIGH BEAMS⁵

Designed to detect oncoming and preceding vehicles' lights and depending upon the circumstances, Automatic High Beams can switch between high and low beams for you.

TUNDRA 4X4 SELECT FEATURES

DOUBLE CAB SR STANDARD BED



DRIVETRAIN

- 4.6 Litre, i-FORCE V8 Engine with 310 hp @ 5600 rpm & 327 lb.ft. of Torque @ 3400 rpm
- Payload: 679 kg (1499 lb)⁶
- Dual Variable Valve Timing with Intelligence, Sequential Multiport Electronic Fuel Injection
- Crank Hold Electronic Starter Control, Tier 2 Bin 5 Emissions Rating, Hood Struts, Stainless Steel Exhaust System
- One-Touch 4WD with Electronically Controlled Transfer Case, Automatic Limited Slip Differential, Active Traction Control
- 6-Speed, Automatic, Super Electronically Controlled Transmission with intelligence
- Column Mounted Shift Lever
- Independent Front Coil Spring High-Mounted Suspension, Double-Wishbone with Stabilizer Bar & Gas-Filled Shock Absorbers
- Live Axle with Multi-Leaf Spring Rear Suspension & Staggered Outboard-Mounted Gas-Filled Shock Absorbers
- Power-Assisted, 4-Wheel Ventilated Discs Brakes
- Combined City & Highway Rating 14.9 L/100km 19 mpg⁷

ENTERTAINMENT & CONNECTIVITY

- 6.1" Touch Panel Display Audio, 6-Speakers, Antenna Pole
- USB Input Ports, Auxiliary Input Jack, Bluetooth® Hands-Free Phone Connectivity & Wireless Audio Streaming, Phone Book Access
- 4.2" TFT Multi-Information Display, Backup Camera

INTERIOR

- Manual 4-Way Adjustable Front Seats, 40/20/40 Split Front Bench Seat
- 60/40 Split Rear Bench Seat with Fold-Up Seat Cushions
- Power Door Locks, Power Windows with Driver Side Auto Down
- Fixed Rear Window

EXTERIOR

- 6.5-Foot Cargo Bed
- Dual Heated, Power-Adjustable Foldable Mirrors
- Black Grille Surround, Mesh Style Front Grille, Black Outside Mirrors
- Easy Lower & Lift Tailgate, Removable Locking Tailgate
- LED Daytime Running Lights, Manual Headlamp Levelling System
- 18" Styled Steel Wheels & P255/70R18 All-Season Tires

SAFETY

- Toyota Safety Sense™ (TSS-P)
- Star Safety System™
- 8 Airbags

DOUBLE CAB SR5 PLUS AVAILABLE SHORT & LONG BED



Adds to or replaces features offered on Double Cab SR

DRIVETRAIN

- 5.7 Litre, i-FORCE V8 Engine with 381 hp @ 5600 rpm & 401 lb.ft. of Torque @ 3600 rpm
- Payload: Short Bed: 740 kg (1633 lb),⁶ Long Bed: 726 kg (1601 lb)⁶
- Heavy Duty Battery, Starter, Alternator & Heater
- TOW/HAUL Mode, Console Mounted Shift Lever, Lock Up Torque Converter, Transmission Cooler, Automatic Transmission Fluid Warmer
- Combined City & Highway Rating 16.3 L/100km 17 mpg⁷

ENTERTAINMENT & CONNECTIVITY

- 7" Touch Panel Display Audio, 6-Speakers
- Integrated SiriusXM® Satellite Radio, Gracenote® Album Cover Art

INTERIOR

- Heated Front Bucket Seats
- Power 8-Way Adjustable Driver's Seat with Lumbar Support
- 60/40 Split Rear Bench Seat with under-Seat Storage
- Illuminated Vanity Mirrors
- Silver Dash Trim, Chrome Vent Trim
- Foot Well Lighting

EXTERIOR

- 6.5-Foot Cargo Bed (Short Bed), 8.1-Foot Cargo Bed (Long Bed)
- Rear Privacy Glass with Manual Slide
- Chrome Grille Surround
- Towing Hitch Receiver, 4/7-Pin Connector, Trailer Brake Controller
- Easy Lower & Lift Tailgate, Removable Locking Tailgate
- Bed Rail System, Tie-Down Cleats (Set of 4)
- Fog Lamps
- 18" Aluminum Alloy Wheels & P275/65R18 All-Season Tires

Visit **toyota.ca** for full features and specifications.

TUNDRA 4X4 SELECT FEATURES

DOUBLE CAB LIMITED STANDARD BED



Adds to or replaces features offered on Double Cab SR5 Plus

DRIVETRAIN

- Payload: 720 kg (1589 lb)⁶
- Combined City & Highway Rating 16.3 L/100km 17 mpg⁷

ENTERTAINMENT & CONNECTIVITY

- 7" Touch Panel Display Audio with AVN Premium Navigation, 7-Speakers

INTERIOR

- Dual-Zone Independent Automatic Climate Control
- Leather Seat Surfaces, Leather-Wrapped Steering Wheel
- Power 4-Way Adjustable Front Passenger Seat
- Auto-Dimming Rear View Mirror with HomeLink® & Digital Compass
- Power Sliding Rear Window with Privacy Glass
- Garage Door Opener
- Heated Driver & Front Passenger Seat
- Silver Inside Door Handle
- Soft Door Trim, Soft Dash Trim, Woodgrain Dash Trim

EXTERIOR

- 6.5-Foot Cargo Bed
- Chrome Outside Mirrors & Door Handles
- Billet Style Front Grille
- Chrome Steel Front Bumper Ends, Colour-Keyed Rear Bumper Ends
- Spray-in Bedliner
- LED Headlights
- Automatic Headlamp System
- LED Fog Lamps
- 20" Aluminum Alloy Wheels & P275/55R20 All-Season Tires

SAFETY

- Blind Spot Monitor, Rear Cross-Traffic Alert
- Clearance & Backup Sensors
- Vehicle Anti-Theft System with Glass Break Sensor

CREWMAX SR5 PLUS SHORT BED



DRIVETRAIN

- 5.7 Litre, i-FORCE V8 Engine with 381 hp @ 5600 rpm & 401 lb.ft. of Torque @ 3600 rpm
- Payload: 711 kg (1568 lb),⁶ with Moonroof – 545 kg (1205 lb)⁶
- Dual Variable Valve Timing with Intelligence, Sequential Multiport Electronic Fuel Injection
- Tier 2 Bin 5 Emissions Rating, Hood Struts, Stainless Steel Exhaust System
- TOW/HAUL Mode, Console Mounted Shift Lever, Lock Up Torque Converter, Transmission Cooler, Automatic Transmission Fluid Warmer
- One-Touch 4WD with Electronically Controlled Transfer Case, Automatic Limited Slip Differential, Active Traction Control
- 6-Speed, Automatic, Super Electronically Controlled Transmission with intelligence
- Independent Front Coil Spring High-Mounted Suspension, Double-Wishbone with Stabilizer Bar & Gas-Filled Shock Absorbers
- Live Axle with Multi-Leaf Spring Rear Suspension & Staggered Outboard-Mounted Gas-Filled Shock Absorbers
- Power-Assisted, 4-Wheel Ventilated Discs Brakes
- Combined City & Highway Rating 16.3 L/100km 17 mpg⁷

ENTERTAINMENT & CONNECTIVITY

- 7" Touch Panel Display Audio, 9-Speakers, Antenna Pole
- Integrated SiriusXM® Satellite Radio, Gracenote® Album Cover Art
- USB Input Ports, Auxiliary Input Jack, Bluetooth® Hands-Free Phone
- 4.2" TFT Multi-Information Display, Backup Camera

INTERIOR

- Fabric Seat Material, Heated Front Bucket Seats
- Power 8-Way Adjustable Driver's Seat with Lumbar Support
- Manual 4-Way Adjustable Front Passenger Seat
- 60/40 Split Rear Bench Seat with Fold-Up Seat Cushions
- Power Vertical Sliding Rear Window with Privacy Glass

EXTERIOR

- 5.5-Foot Cargo Bed
- Chrome Grille Surround, Chrome Steel Front & Rear Bumper Ends
- Towing Hitch Receiver, 4/7-Pin Connector, Trailer Brake Controller
- Easy Lower & Lift Tailgate, Removable Locking Tailgate
- Bed Rail System, Tie-Down Cleats (Set of 4)
- Fog Lamps
- 18" Aluminum Alloy Wheels & P275/65R18 All-Season Tires

SAFETY

- Toyota Safety Sense™ (TSS-P)
- Star Safety System™
- 8 Airbags

Visit **toyota.ca** for full features and specifications.

TUNDRA 4X4 SELECT FEATURES

CREWMAX LIMITED SHORT BED



Adds to or replaces features offered on CrewMax SR5 Plus

DRIVETRAIN

- Payload: 696 kg (1535 lb)⁶
- Combined City & Highway Rating 16.3 L/100km 17 mpg⁷

ENTERTAINMENT & CONNECTIVITY

- 7" Touch Panel Display Audio with Navigation, 9-Speakers, Antenna Pole

INTERIOR

- Dual-Zone Independent Automatic Climate Control
- Leather Seat Surfaces, Leather-Wrapped Steering Wheel
- Power 4-Way Adjustable Front Passenger Seat
- Auto-Dimming Rear View Mirror with HomeLink® & Digital Compass
- Garage Door Opener
- Heated Driver & Front Passenger Seat
- Silver Inside Door Handle
- Soft Door Trim, Soft Dash Trim, Woodgrain Dash Trim

EXTERIOR

- Power Tilt & Slide Moonroof
- Dual Heated, Power-Adjustable Chrome Foldable Mirrors
- Chrome Door Handles
- Billet Style Front Grille
- Spray-in Bedliner
- LED Headlights
- Automatic Headlamp System
- LED Fog Lamps
- 20" Aluminum Alloy Wheels & P275/55R20 All-Season Tires

SAFETY

- Blind Spot Monitor, Rear Cross-Traffic Alert
- Clearance & Backup Sensors
- Vehicle Anti-Theft System with Glass Break Sensor

CREWMAX PLATINUM SHORT BED



Adds to or replaces features offered on CrewMax Limited

DRIVETRAIN

- Payload: 696 kg (1535 lb)⁶
- Combined City & Highway Rating 16.3 L/100km 17 mpg⁷

ENTERTAINMENT & CONNECTIVITY

- 7" Touch Panel Display Audio with AVN Premium Navigation, JBL® Audio, 12-Speakers

INTERIOR

- Premium Leather Seat Surfaces
- Heated & Ventilated Front Bucket Seats
- Power 10-Way Adjustable Driver's Seat with Lumbar Support, Driver Variable Cushion Length, Driver Seat Memory
- Power Windows with Driver & Front Passenger Side Auto Up/Down
- Chrome Inside Door Handle, Chrome Vent Knobs, Interior Chrome Trim
- Leather Dash Trim

EXTERIOR

- Memory Mirrors, Power-Adjustable Heated Mirrors, Integrated Signal Lamps, Power Retractable Folding Exterior Mirrors, Puddle Lamps
- Painted Grille Surround, Colour-Keyed Front & Rear Bumper Ends
- Power Tailgate Lock
- Dual Heated, Power Folding Side View Mirrors with Puddle Lamps, Integrated Signal Lamps & Memory System

SAFETY

- (Not Applicable – Vehicle Anti-Theft System with Glass Break Sensor)
- Vehicle Anti-Theft System

Visit **toyota.ca** for full features and specifications.

TUNDRA 4X2 SELECT FEATURES

DOUBLE CAB SR5 PLUS LONG BED



DRIVETRAIN

- 5.7 Litre, i-FORCE V8 Engine with 381 hp @ 5600 rpm & 401 lb.ft. of Torque @ 3600 rpm
- Payload: 775 kg (1709 lb)⁶
- Dual Variable Valve Timing with Intelligence, Sequential Multiport Electronic Fuel Injection
- Crank Hold Electronic Starter Control, Tier 2 Bin 5 Emissions Rating, Hood Struts, Stainless Steel Exhaust System
- 6-Speed, Automatic, Electronically Controlled Transmission with intelligence, Sequential Shift Mode
- Automatic Transmission Fluid Cooler, Automatic Transmission Fluid Warmer, Console Mounted Gate-Type Shifter, TOW/HAUL Mode
- Independent Front Coil Spring High-Mounted Suspension, Double-Wishbone with Stabilizer Bar & Gas-Filled Shock Absorbers
- Live Axle with Multi-Leaf Spring Rear Suspension & Staggered Outboard-Mounted Gas-Filled Shock Absorbers
- Power-Assisted, 4-Wheel Ventilated Discs Brakes
- Combined City & Highway Rating 15.9 L/100km 18 mpg⁷

ENTERTAINMENT & CONNECTIVITY

- 6.1" Touch Panel Display Audio, 6-Speakers, Antenna Pole
- USB Input Ports, Auxiliary Input Jack, Bluetooth® Hands-Free Phone
- 4.2" TFT Multi-Information Display, Backup Camera

INTERIOR

- Fabric Seat Material, Front Bench Seat
- Manual 4-Way Adjustable Bench
- 60/40 Split Rear Bench Seat with Fold-Up Seat Cushions

EXTERIOR

- 8.1-Foot Cargo Bed
- Dual Heated, Power-Adjustable Mirrors
- Chrome Grille Surround, Chrome Steel Front & Rear Bumper Ends
- Back Steel Rear Bumper, Black Door Handles, Black Tailgate Handle
- Easy Lower & Lift Tailgate, Removable Locking Tailgate
- LED Daytime Running Lights, Manual Headlamp Levelling System
- 18" Steel Wheels & P275/65R18 All-Season Tires

SAFETY

- Toyota Safety Sense™ (TSS-P)
- Star Safety System™
- 8 Airbags

OPTIONAL

4X4 DOUBLE CAB SR – SR5 PLUS PACKAGE

P275/65R18 Tires, 18" Aluminum Alloy Wheels with Wheel Locks, 7" Touch Panel Display Audio, Integrated SiriusXM® Satellite Radio, Advanced Voice Recognition, Keyless Entry, Chrome Front & Rear Bumper Endcaps/Grille Surround, SR5 Badges, Carpeting, Carpet Floor Mats, Silver Dash Trim, Chrome Vent Trim, Illuminated Vanity Mirrors, Foot Well Lighting, Power Windows with Driver Side Auto-Down, Manual Sliding Rear Window with Privacy Glass, Power 8-Way Driver Seat with Power Lumbar Support, Heated Driver & Front Passenger Bucket Seats, Rear Bench Seats with Under Seat Storage, Bed Rail System, Tie-Down Cleats (Set of 4), Console Mounted Gate-Type Shifter Lever, Cruise Control, Tilt & Telescopic Steering Wheel, Front Centre Console Box, Fog Lamps

4X4 DOUBLE CAB SR5 PLUS – SX PACKAGE

Glossy Black 18" Aluminum Alloy Wheels, Black Grille Surround, Foot Well Lighting, Privacy Glass, Wireless Door Locks, Fog Lamps

4X4 DOUBLE CAB SR5 PLUS & CREWMAX SR5 PLUS – TRD OFF-ROAD PACKAGE

P275/65R18 All-Terrain Tires, 18" Off-Road Aluminum Alloy Wheels, 7" Touch Panel Display Audio with Navigation, Front & Rear Bilstein Shock Absorbers, Power Sliding Rear Window, TRD Decals, Clearance & Backup Sensors, Vehicle Anti-Theft System, Fuel-Tank Protector Plate, Auto-Dimming Rear View Mirror with HomeLink® & Digital Compass, Garage Door Opener, LED Headlamps, LED Fog Lamps

4X4 DOUBLE CAB SR5 PLUS & CREWMAX SR5 PLUS – TRD SPORT PACKAGE

P275/55R20 Tires, 20" Aluminum Alloy Wheels, 7" Touch Panel Display Audio with Navigation, TRD Sport-Tuned Front & Rear Bilstein Shocks with Sport-Tuned Suspension, TRD Front & Rear Sway Bars, TRD Decals, Clearance & Backup Sensors, Vehicle Anti-Theft System, Auto-Dimming Rear View Mirror with HomeLink® & Digital Compass, Colour-Keyed Heated Power Side View Mirrors, Power Sliding Rear Window, Garage Door Opener, Hood Scoop, Colour-Keyed Front & Rear Bumpers/Grille Surround, LED Headlamps, LED Fog Lamps, TRD Shift Knob

4X4 DOUBLE CAB SR5 PLUS & CREWMAX SR5 PLUS – TRD PRO PACKAGE

(Plus TRD Off-Road Package)

18" TRD Forged Alloy Wheels with All-Terrain Tires (4x4 Double Cab SR5 Plus), 18" Black Alloy Wheels with Michelin Tires (4x4 CrewMax SR5 Plus), Black TRD PRO Leather Seats with Red Stitching, Premium Audio with AVN Premium Navigation, TRD PRO Skid Plate, "TOYOTA" Heritage Front Grille Surround, 2.5" FOX® Internal Bypass Shocks with Rear Remote Reservoirs, TRD PRO Tuned Off-Road Suspension, TRD PRO Shift Knob, TRD PRO Carpet Floor Mats, TRD Centre Cap, Black Tundra Badges, TRD PRO Red-Side Stamping, TRD Performance Dual Exhaust, Rigid Industries LED Fog Lights, TRD PRO Badges, Blind Spot Monitor, Spray-In Bedliner, Black Chrome Exhaust Tip, Hood Scoop, Power Tilt & Slide Moonroof

4X4 DOUBLE CAB SR, 4X4 DOUBLE CAB SR5 PLUS & CREWMAX SR5 PLUS – CHROME APPEARANCE PACKAGE

Chrome Door Handles/Side Mirrors/Exhaust Tip & 5" Side Step Bars

4X4 CREWMAX PLATINUM – 1794 EDITION

Woodgrain & Leather-Wrapped Steering Wheel & Shift Knob, Premium Leather Seat Surfaces with Suede Inserts, Chrome Front Bumper Endcaps/Grille/Grille Surround, Bright Silver Front Bumper Centre, 1794 Edition Badges, Power Tailgate Lock

Visit **toyota.ca** for full features and specifications.

ACCESSORIES

Toyota Genuine Accessories are custom designed and built to fit your specific Toyota vehicle and are backed by a Toyota Warranty. For a complete list of vehicle-specific accessories, visit accessories.toyota.ca or your local Dealer.

INTERIOR

- Centre Console Tray
- Door Sill Protectors

EXTERIOR

- Black Tailgate Insert Badge
- Chrome Accent Package
- Hood Deflector
- Pro Series Paint Protection Film
- Plug-In Block Heater
- Running Boards
- Side Step Bars 4" Oval
- Side Step Bars 5" Chrome
- Spare Tire Lock
- Stainless Steel Exhaust Tip
- Towing Accessories
- Towing Mirrors

BED ACCESSORIES

- Bed Cleat
- Bed Divider
- Bed Extender
- Bed Liner
- Bed Mat
- Bed Rail
- Hard Tri-Fold Tonneau Cover
- Soft Tri-Fold Tonneau Cover

TRD ACCESSORIES

- TRD Centre Cap
- TRD Dual Exhaust
- TRD Forged Aluminum Oil Cap
- TRD Front Skid Plate
- TRD Oil Filter
- TRD Performance Air Filter
- TRD Performance Air Intake System
- TRD Rear Sway Bar
- TRD Shift Knob

EXTERIOR COLOURS

040 **SUPER WHITE**

1D6 **SILVER SKY METALLIC**

1H5 **CEMENT GREY METALLIC**

1G3 **MAGNETIC GREY METALLIC**

218 **MIDNIGHT BLACK METALLIC**

3R3 **BARCELONA RED METALLIC**

4V6 **QUICKSAND**

4X4 **SMOKED MESQUITE**

8T6 **VOODOO BLUE**

8W2 **CAVALRY BLUE**

INTERIOR COLOURS

SR

GREY Fabric

BLACK Fabric

SR5 PLUS

BLACK Fabric

TRD PRO PACKAGE

BLACK Leather with Red Stitching

LIMITED

BLACK Leather

PLATINUM

BLACK Premium Leather

1794 EDITION PACKAGE

BROWN Premium Leather

Not all exterior and interior colour options are available for every model.

WARRANTY

No deductibles. No transfer fees.

COMPREHENSIVE COVERAGE 3 YEARS OR 60,000 KM

This warranty includes 24 hour Roadside Assistance and other benefits, as well as coverage of repairs on any part of the vehicle that is defective in material or workmanship under normal use and maintenance. Different warranties apply to original tires.

POWERTRAIN COMPONENTS 5 YEARS OR 100,000 KM

This warranty covers repairs to powertrain components that are defective in material or workmanship under normal use and maintenance.

MAJOR EMISSION CONTROL COMPONENTS 8 YEARS OR 130,000 KM

This warranty covers repairs to specified major emission components that are defective in material or workmanship under normal use and maintenance.

CORROSION PERFORATION 5 YEARS/UNLIMITED DISTANCE

This warranty covers any sheet metal found, under normal use, to have developed a perforation from corrosion due to defects in material or workmanship.

DISCLAIMERS

(1) Drivers should always be responsible for their own safe driving. Please always pay attention to your surroundings and drive safely. Depending on the conditions of roads, vehicles, weather, etc., the TSS systems may not work as intended. (2) Dynamic Radar Cruise Control is designed to assist the driver and is not a collision-avoidance system or a substitute for safe and attentive driving practices. System effectiveness depends on many factors such as weather, traffic and road conditions. (3) Lane Departure Alert is designed to read lane markers under certain conditions and provide visual and audible alerts when lane departure is detected. It is not a collision-avoidance system or a substitute for safe and attentive driving. (4) The TSS Pre-Collision System is designed to help avoid or reduce the impact speed and damage in certain frontal collisions only. The Pedestrian Detection system is designed to detect a pedestrian ahead of the vehicle, determine if impact is imminent and help reduce impact speed. It is not a substitute for safe and attentive driving. System effectiveness depends on many factors, such as speed, size and position of pedestrians, driver input and weather, light and road conditions. (5) Automatic High Beam system operates at speeds above approximately 34 km/h. Factors such as a dirty windshield, variable weather, lighting conditions and hilly terrain will limit effectiveness, requiring the driver to manually turn it off. (6) Payload = Passengers, Equipment, Luggage and Cargo. (7) Fuel efficiency estimates were determined using approved Government of Canada Test Methods. Actual fuel consumption will vary based on driving habits and other factors.

Details on the above features can be found in the Owner's Manual or contact your local Toyota Dealer

Toyota Canada Inc. Every effort has been made to ensure the specifications and equipment shown are accurate based on information available at time of printing. In some cases, certain changes in production capacity, standard equipment, options or product delays may occur which would not be reflected in this brochure. Toyota Canada Inc. reserves the right to make these changes without notice or obligation. The Toyota website toyota.ca – or your Toyota Dealer is your best source for up-to-date information.

