


Vehicle: [Retail] 2022 Chevrolet Silverado 1500 (CK10543) 4WD Crew Cab 147" Work Truck ( Complete)

Window Sticker

SUMMARY

[Retail] 2022 Chevrolet Silverado 1500 (CK10543) 4WD Crew Cab 147" Work Truck MSRP:\$52,803.00

Interior:Jet Black, Cloth seat trim

Exterior 1:Summit White

Exterior 2:No colour has been selected.

Engine, 5.3L EcoTec3 V8


Transmission, 10-speed automatic, electronically controlled

OPTIONS

CODE	MODEL	MSRP
CK10543	[Retail] 2022 Chevrolet Silverado 1500 (CK10543) 4WD Crew Cab 147" Work Truck	\$52,803.00
OPTIONS		
1WT	Work Truck Preferred Equipment Group	\$0.00
AKO	Glass, deep-tinted Inc.	
AZ3	Seats, front 40/20/40 split-bench	\$0.00
C49	Defogger, rear-window electric Inc.	
C5Y	GVWR, 7100 lbs. (3221 kg) Inc.	
CGN	Chevytec spray-on bedliner, Black with Chevrolet logo	\$660.00
CTT	Hitch Guidance Inc.	
DLF	Mirrors, outside heated power-adjustable Inc.	
G80	Auto-locking rear differential	\$450.00
GAZ	Summit White	\$0.00
GU5	Rear axle, 3.23 ratio Inc.	
H1T	Jet Black, Cloth seat trim	\$0.00
IOR	Audio System, Chevrolet Infotainment 3 System, 7" diagonal colour touchscreen, AM/FM stereo	\$0.00
K05	Engine block heater	\$195.00
K34	Cruise control, electronic Inc.	
KC4	Cooling, external engine oil cooler Inc.	
KNP	Cooling, auxiliary external transmission oil cooler Inc.	



This document contains information considered Confidential between GM and its Clients uniquely. The information provided is not intended for public disclosure. Prices, specifications, and availability are subject to change without notice, and do not include certain fees, taxes and charges that may be required by law or vary by manufacturer or region. Performance figures are guidelines only, and actual performance may vary. Photos may not represent actual vehicles or exact configurations. Content based on report preparer's input is subject to the accuracy of the input provided.
Data Version: 19053. Data Updated: 31-Aug-2022 6:57:00 PDT PM.

Vehicle: [Retail] 2022 Chevrolet Silverado 1500 (CK10543) 4WD Crew Cab 147" Work Truck ( Complete)

KW7	Alternator, 170 amps		\$0.00
L84	Engine, 5.3L EcoTec3 V8		\$2,075.00
MHT	Transmission, 10-speed automatic, electronically controlled	Inc.	
PCV	WT Convenience Package	Inc.	
PEB	WT Value Package		\$945.00
QDV	Tires, 265/70R17 all-terrain, blackwall		\$250.00
QK2	Tailgate, Multi-Flex		\$525.00
QT5	Tailgate, gate function manual with EZ Lift		\$175.00
R7N	Not Equipped with Steering Column Lock, see dealer for details		-\$50.00
RD6	Wheels, 17" x 8" (43.2 cm x 20.3 cm) Ultra Silver painted steel		\$0.00
SFE	LPO, Wheel locks, set of 4		\$80.00
UF2	LED Cargo Area Lighting		\$150.00
XCQ	Tire, spare 265/70R17SL all-season, blackwall	Inc.	
YK9	Not Equipped with Dynamic Fuel Management, see dealer for details		-\$50.00
Z82	Trailer Package	Inc.	
—	Federal air conditioning excise tax		\$100.00
SUBTOTAL			\$58,208.00
Adjustments Total			\$0.00
Vehicle Tax			\$100.00
Destination Charge			\$2,095.00
TOTAL PRICE			\$60,403.00

FUEL ECONOMY


Est City:16.8 L/100 km

Est Highway:12.4 L/100 km

Est Highway Cruising Range:733.47 km



This document contains information considered Confidential between GM and its Clients uniquely. The information provided is not intended for public disclosure. Prices, specifications, and availability are subject to change without notice, and do not include certain fees, taxes and charges that may be required by law or vary by manufacturer or region. Performance figures are guidelines only, and actual performance may vary. Photos may not represent actual vehicles or exact configurations. Content based on report preparer's input is subject to the accuracy of the input provided.
Data Version: 19053. Data Updated: 31-Aug-2022 6:57:00 PDT PM.

Vehicle: [Retail] 2022 Chevrolet Silverado 1500 (CK10543) 4WD Crew Cab 147" Work Truck ( Complete)

Standard Equipment

Mechanical

Durabed, pickup bed

Engine, 2.7L Turbo High-output includes (KW5) 220 amp alternator (310 hp [231 kW] @ 5600 rpm, 430 lb-ft of torque [583 Nm] @ 3000 rpm) (STD) (Not available with (Z71) Z71 Off-Road Package, (VYU) Snow Plow Prep Package or (ZW9) pickup bed delete.)

Transmission, 8-speed automatic, electronically controlled with overdrive and tow/haul mode. Includes Cruise Grade Braking and Powertrain Grade Braking (STD) (Included and only available with (L3B) 2.7L Turbo engine.)

Rear axle, 3.42 ratio

GVWR, 7000 lbs. (3175 kg) (STD) (Requires Crew Cab or Double Cab 4WD model and (L3B) 2.7L Turbo engine.)

Automatic Stop/Start

Push Button Start

Transfer case, single speed electronic Autotrac with push button control (4WD models only)

Four wheel drive

Battery, heavy-duty 730 cold-cranking amps/80 Amp-hr, maintenance-free with rundown protection and retained accessory power

Frame, fully-boxed, hydroformed front section

Suspension Package, Standard

Steering, Electric Power Steering (EPS) assist, rack-and-pinion

Brakes, 4-wheel antilock, 4-wheel disc with DURALIFE rotors

Brake lining wear indicator

Capless Fuel Fill

Exhaust, single outlet

Exterior

Wheels, 17" x 8" (43.2 cm x 20.3 cm) Ultra Silver painted steel (STD)

Tires, 255/70R17 all-season, blackwall (STD)

Tire, spare 255/70R17 all-season, blackwall (STD) (Included with (QBN) 255/70R17 all-season, blackwall tires.)

Wheel, 17" x 8" (43.2 cm x 20.3 cm) full-size, steel spare


Tire carrier lock, keyed cylinder lock that utilizes same key as ignition and door

Bumpers, front, Black (semi-gloss)

Bumpers, rear, Black (semi-gloss)



This document contains information considered Confidential between GM and its Clients uniquely. The information provided is not intended for public disclosure. Prices, specifications, and availability are subject to change without notice, and do not include certain fees, taxes and charges that may be required by law or vary by manufacturer or region. Performance figures are guidelines only, and actual performance may vary. Photos may not represent actual vehicles or exact configurations. Content based on report preparer's input is subject to the accuracy of the input provided.
Data Version: 19053. Data Updated: 31-Aug-2022 6:57:00 PDT PM.

Vehicle: [Retail] 2022 Chevrolet Silverado 1500 (CK10543) 4WD Crew Cab 147" Work Truck ( Complete)

Exterior

CornerStep, rear bumper

Recovery hooks, front, frame-mounted, Black (Included with 4WD models only.)

Cargo tie downs (12), fixed rated at 500 lbs (226.8 kg) per corner

Headlamps, halogen reflector with halogen Daytime Running Lamps

IntelliBeam, automatic high beam on/off

Lamps, cargo area, cab mounted integrated with centre high mount stop lamp, with switch in bank on left side of steering wheel (LED)

Taillamps, with incandescent tail, stop and reverse lights

Mirrors, outside manual, Black (Standard on Crew Cab and Double Cab models only. Not available on Regular Cab models.)

Glass, solar absorbing, tinted

Door handles, Black

Tailgate and bed rail protection cap, top

Tailgate, standard

Tailgate, locking, utilizes same key as ignition and door (Removed when (QT5) EZ Lift power lock and release tailgate is ordered.)

Tailgate, gate function manual, no EZ Lift

Entertainment

Audio System, Chevrolet Infotainment 3 System, 7" diagonal colour touchscreen, AM/FM stereo Additional features for compatible phones include: Bluetooth audio streaming for 2 active devices, voice command pass-through to phone, wired Apple CarPlay and Android Auto capable (STD)

Audio system feature, 6-speaker system, (Requires Crew Cab or Double Cab model.)

Bluetooth for phone, connectivity to vehicle infotainment system

Interior

Seats, front 40/20/40 split-bench with covered armrest storage and under-seat storage (lockable) (STD)

Seat trim, Vinyl

Seat adjuster, driver 4-way manual

Seat adjuster, passenger 4-way manual


Seat, rear 60/40 folding bench (folds up), 3-passenger (includes child seat top tether anchor) (Requires Crew Cab or Double Cab model.)

Floor covering, rubberized-vinyl (Not available with LPO floor liners.)

Steering wheel, urethane



This document contains information considered Confidential between GM and its Clients uniquely. The information provided is not intended for public disclosure. Prices, specifications, and availability are subject to change without notice, and do not include certain fees, taxes and charges that may be required by law or vary by manufacturer or region. Performance figures are guidelines only, and actual performance may vary. Photos may not represent actual vehicles or exact configurations. Content based on report preparer's input is subject to the accuracy of the input provided.
Data Version: 19053. Data Updated: 31-Aug-2022 6:57:00 PDT PM.

Vehicle: [Retail] 2022 Chevrolet Silverado 1500 (CK10543) 4WD Crew Cab 147" Work Truck ( Complete)

Interior

Steering column, Tilt-Wheel, manual with wheel locking security feature

Instrument cluster, 6-gauge cluster featuring speedometer, fuel level, engine temperature, tachometer, voltage and oil pressure

Driver Information Centre, 3.5" diagonal monochromatic display

Exterior Temperature Display located in radio display

Rear Seat Reminder (Requires Crew Cab or Double Cab model.)

Window, power front, drivers express up/down

Window, power front, passenger express down

Windows, power rear, express down (Not available with Regular Cab models.)

Door locks, power

Remote Keyless Entry, with 2 transmitters

Power outlet, front auxiliary, 12-volt

USB Ports, 2, Charge/Data ports located on the instrument panel

Air conditioning, single-zone manual

Air vents, rear, heating/cooling (Not available on Regular Cab models.)

Mirror, inside rearview, manual tilt

Assist handles front A-pillar mounted for driver and passenger, rear B-pillar mounted

Safety-Mechanical

Automatic Emergency Braking

Front Pedestrian Braking

StabiliTrak, stability control system with Proactive Roll Avoidance and traction control, includes electronic trailer sway control and hill start assist

Safety-Exterior

Daytime Running Lamps with automatic exterior lamp control

Safety-Interior


Airbags, dual-stage frontal airbags for driver and front outboard passenger; Seat-mounted side-impact airbags for driver and front outboard passenger; Head-curtain airbags for front and rear outboard seating positions; Includes front outboard Passenger Sensing System for frontal outboard passenger airbag

HD Rear Vision Camera

Chevy Safety Assist includes (UHY) Automatic Emergency Braking, (UKJ) Front Pedestrian Braking, (UHX) Lane Keep Assist with Lane Departure Warning, (UE4) Following Distance Indicator, (UEU) Forward Collision Alert and (TQ5) IntelliBeam



This document contains information considered Confidential between GM and its Clients uniquely. The information provided is not intended for public disclosure. Prices, specifications, and availability are subject to change without notice, and do not include certain fees, taxes and charges that may be required by law or vary by manufacturer or region. Performance figures are guidelines only, and actual performance may vary. Photos may not represent actual vehicles or exact configurations. Content based on report preparer's input is subject to the accuracy of the input provided.
Data Version: 19053. Data Updated: 31-Aug-2022 6:57:00 PDT PM.

Vehicle: [Retail] 2022 Chevrolet Silverado 1500 (CK10543) 4WD Crew Cab 147" Work Truck ( Complete)

Safety-Interior

Lane Keep Assist with Lane Departure Warning

Following Distance Indicator

Forward Collision Alert

Teen Driver a configurable feature that lets you activate customizable vehicle settings associated with a key fob, to help encourage safe driving behaviour. It can limit certain available vehicle features, and it prevents certain safety systems from being turned off. An in-vehicle report card gives you information on driving habits and helps you to continue to coach your new driver

Buckle to Drive prevents vehicle from being shifted out of Park until driver seat belt is fastened; times out after 20 seconds and encourages seat belt use, can be turned on and off in Settings menu

Tire Pressure Monitoring System, auto learn includes Tire Fill Alert (does not apply to spare tire)

WARRANTY

Warranty Note: <<< Preliminary 2022 Warranty >>>

Basic Years: 3

Basic Miles/km: 60,000

Drivetrain Years: 5

Drivetrain Miles/km: 100,000

Drivetrain Note: Certain Commercial and/or Government Fleet vehicles and vehicles factory equipped with 6.6L Duramax Turbo-Diesel Engine or equipped with a 3.0L Duramax Turbo-Diesel Engine: 5 years/160,000 km

Corrosion Years (Rust-Through): 6

Corrosion Years: 3

Corrosion Miles/km (Rust-Through): 160,000

Corrosion Miles/km: 60,000

Roadside Assistance Years: 5

Roadside Assistance Miles/km: 100,000

Roadside Assistance Note: Certain Commercial and/or Government Fleet vehicles and vehicles factory equipped with 6.6L Duramax Turbo-Diesel Engine or equipped with a 3.0L Duramax Turbo-Diesel Engine: 5 years/160,000 km

Technical Specifications


Powertrain

Transmission

Drivetrain	Four Wheel Drive	Trans Order Code	MHT
Trans Type	10	Trans Description Cont.	Automatic
Trans Description Cont. Again	N/A	First Gear Ratio (:1)	4.69
Second Gear Ratio (:1)	2.98	Third Gear Ratio (:1)	2.15
Fourth Gear Ratio (:1)	1.8	Fifth Gear Ratio (:1)	1.52
Sixth Gear Ratio (:1)	1.28	Reverse Ratio (:1)	4.86



This document contains information considered Confidential between GM and its Clients uniquely. The information provided is not intended for public disclosure. Prices, specifications, and availability are subject to change without notice, and do not include certain fees, taxes and charges that may be required by law or vary by manufacturer or region. Performance figures are guidelines only, and actual performance may vary. Photos may not represent actual vehicles or exact configurations. Content based on report preparer's input is subject to the accuracy of the input provided.
Data Version: 19053. Data Updated: 31-Aug-2022 6:57:00 PDT PM.

Vehicle: [Retail] 2022 Chevrolet Silverado 1500 (CK10543) 4WD Crew Cab 147" Work Truck ( Complete)

Powertrain

Transmission

Clutch Size	N/A	Trans Power Take Off	N/A
Final Drive Axle Ratio (:1)	N/A	Transfer Case Model	Magna
Transfer Case Gear Ratio (:1), High	1.00	Transfer Case Gear Ratio (:1), Low	N/A
Transfer Case Power Take Off	N/A	Seventh Gear Ratio (:1)	1.00
Eighth Gear Ratio (:1)	0.85	Ninth Gear Ratio (:1)	0.69
Tenth Gear Ratio (:1)	0.63		

Mileage

EnerGuide Estimate - City	16.8 L/100 km	EnerGuide Estimate - Hwy	12.4 L/100 km
Cruising Range - City	541.37 km	Cruising Range - Hwy	733.47 km
Estimated Battery Range	N/A		

Engine

Engine Order Code	L84	Engine Type	Gas V8
Displacement	5.3L/325	Fuel System	Direct Injection
SAE Net Horsepower @ RPM	355 @ 5600	SAE Net Torque @ RPM	383 @ 4100
Engine Oil Cooler	N/A		

Electrical

Cold Cranking Amps @ 0° F (Primary)	730	Cold Cranking Amps @ 0° F (2nd)	N/A
Maximum Alternator Capacity (amps)	170	Cold Cranking Amps @ 0° F (3rd)	N/A

Cooling System

Total Cooling System Capacity	N/A		
-------------------------------	-----	--	--


Vehicle

Emissions

Kg/yr of CO2 Emissions @ 20K km/year	N/A	G/km Of CO2 Emissions	347
--------------------------------------	-----	-----------------------	-----



This document contains information considered Confidential between GM and its Clients uniquely. The information provided is not intended for public disclosure. Prices, specifications, and availability are subject to change without notice, and do not include certain fees, taxes and charges that may be required by law or vary by manufacturer or region. Performance figures are guidelines only, and actual performance may vary. Photos may not represent actual vehicles or exact configurations. Content based on report preparer's input is subject to the accuracy of the input provided.
Data Version: 19053. Data Updated: 31-Aug-2022 6:57:00 PDT PM.

Vehicle: [Retail] 2022 Chevrolet Silverado 1500 (CK10543) 4WD Crew Cab 147" Work Truck ( Complete)

Chassis

Weight Information

Standard Weight - Front	0 kg	Standard Weight - Rear	0 kg
Gross Axle Wt Rating - Front	N/A	Gross Axle Wt Rating - Rear	N/A
Curb Weight - Front	1,290.49 kg	Curb Weight - Rear	898.58 kg
Option Weight - Front	58.51 kg	Option Weight - Rear	63.96 kg
Reserve Axle Capacity - Front	N/A	Reserve Axle Capacity - Rear	N/A
As Spec'd Curb Weight	2,311.55 kg	As Spec'd Payload	909.01 kg
Maximum Payload Capacity	1,031.49 kg	Gross Combined Wt Rating	6,804 kg
Gross Axle Weight Rating	N/A	Curb Weight	2,189.07 kg
Reserve Axle Capacity	N/A	Total Option Weight	122.47 kg
Payload Weight Front	0 kg	Payload Weight Rear	0 kg
Gross Vehicle Weight Rating	3,220.56 kg		

Trailer

Dead Weight Hitch - Max Trailer Wt.	2,268 kg	Dead Weight Hitch - Max Tongue Wt.	226.8 kg
Wt Distributing Hitch - Max Trailer Wt.	4,173.12 kg	Wt Distributing Hitch - Max Tongue Wt.	417.31 kg
Fifth Wheel Hitch - Max Trailer Wt.	3,900.96 kg	Maximum Trailering Capacity	4,309.2 kg
Fifth Wheel Hitch - Max Tongue Wt.	975.24 kg		

Frame


Frame Type	Box Ladder	Sect Modulus Rails Only	N/A
Frame RBM	N/A	Frame Strength	N/A
Frame Thickness	N/A		

Suspension

Suspension Type - Front	Independent	Suspension Type - Rear	Solid Axle
Spring Capacity - Front	N/A	Spring Capacity - Rear	N/A
Axle Type - Front	N/A	Axle Type - Rear	N/A
Axle Capacity - Front	N/A	Axle Capacity - Rear	N/A
Axle Ratio (:1) - Front	3.23	Axle Ratio (:1) - Rear	3.23



This document contains information considered Confidential between GM and its Clients uniquely. The information provided is not intended for public disclosure. Prices, specifications, and availability are subject to change without notice, and do not include certain fees, taxes and charges that may be required by law or vary by manufacturer or region. Performance figures are guidelines only, and actual performance may vary. Photos may not represent actual vehicles or exact configurations. Content based on report preparer's input is subject to the accuracy of the input provided.
Data Version: 19053. Data Updated: 31-Aug-2022 6:57:00 PDT PM.

Vehicle: [Retail] 2022 Chevrolet Silverado 1500 (CK10543) 4WD Crew Cab 147" Work Truck ( Complete)

Chassis

Suspension

Shock Absorber Diameter - Front	N/A	Shock Absorber Diameter - Rear	N/A
Stabilizer Bar Diameter - Front	33.02 mm	Stabilizer Bar Diameter - Rear	N/A

Tires

Front Tire Order Code	QDV	Rear Tire Order Code	QDV
Spare Tire Order Code	XCQ	Front Tire Size	265/70R17
Rear Tire Size	265/70R17	Spare Tire Size	265/70R17SL
Front Tire Capacity	N/A	Rear Tire Capacity	N/A
Spare Tire Capacity	N/A	Revolutions/Mile @ 45 mph - Front	N/A
Revolutions/Mile @ 45 mph - Rear	N/A	Revolutions/Mile @ 45 mph - Spare	N/A

Wheels

Front Wheel Size	17 x 8 in	Rear Wheel Size	17 x 8 in
Spare Wheel Size	17 x 8 in	Front Wheel Material	Steel
Rear Wheel Material	Steel	Spare Wheel Material	Steel

Steering


Steering Type	Electric Rack & Pinion	Steering Ratio (:1), On Centre	N/A
Steering Ratio (:1), At Lock	N/A	Turning Diameter - Curb to Curb	14.11 m
Turning Diameter - Wall to Wall	N/A		

Brakes

Brake Type	Pwr	Brake ABS System	4-Wheel
Brake ABS System (Second Line)	N/A	Disc - Front (Yes or)	Yes
Disc - Rear (Yes or)	Yes	Front Brake Rotor Diam x Thickness	342.9 x 29.97 mm
Rear Brake Rotor Diam x Thickness	345.44 x 20.07 mm	Drum - Rear (Yes or)	N/A
Rear Drum Diam x Width	N/A		



This document contains information considered Confidential between GM and its Clients uniquely. The information provided is not intended for public disclosure. Prices, specifications, and availability are subject to change without notice, and do not include certain fees, taxes and charges that may be required by law or vary by manufacturer or region. Performance figures are guidelines only, and actual performance may vary. Photos may not represent actual vehicles or exact configurations. Content based on report preparer's input is subject to the accuracy of the input provided.
Data Version: 19053. Data Updated: 31-Aug-2022 6:57:00 PDT PM.

Vehicle: [Retail] 2022 Chevrolet Silverado 1500 (CK10543) 4WD Crew Cab 147" Work Truck ( Complete)

Chassis

Fuel Tank

Fuel Tank Capacity, Approx	91 L	Aux Fuel Tank Capacity, Approx	N/A
Fuel Tank Location	N/A	Aux Fuel Tank Location	N/A

Dimensions

Interior Dimensions

Passenger Capacity	6	Front Head Room	1,092.96 mm
Front Leg Room	1,131.06 mm	Front Shoulder Room	1,676.91 mm
Front Hip Room	1,553.97 mm	Second Head Room	1,019.05 mm
Second Leg Room	1,102.36 mm	Second Shoulder Room	1,655.06 mm
Second Hip Room	1,530.1 mm		

Exterior Dimensions

Wheelbase	3,744.72 mm	Length, Overall w/o rear bumper	N/A
Length, Overall	5,889.75 mm	Width, Max w/o mirrors	2,063.5 mm
Height, Overall	1,917.95 mm	Overhang, Front	N/A
Overhang, Rear w/o bumper	N/A	Front Bumper to Back of Cab	N/A
Cab to Axle	N/A	Cab to End of Frame	N/A
Ground to Top of Load Floor	N/A	Ground to Top of Frame	N/A
Frame Width, Rear	N/A	Ground Clearance, Front	205.23 mm
Ground Clearance, Rear	205.23 mm	Body Length	0 m
Cab to Body	N/A		

Cargo Area Dimensions

Cargo Box Length @ Floor	1,775.97 mm	Cargo Box Width @ Top, Rear	N/A
Cargo Box Width @ Floor	1,813.56 mm	Cargo Box Width @ Wheelhousings	1,286 mm
Cargo Box (Area) Height	568.96 mm	Tailgate Width	N/A
Cargo Volume	1,781.13 L	Ext'd Cab Cargo Volume	N/A



This document contains information considered Confidential between GM and its Clients uniquely. The information provided is not intended for public disclosure. Prices, specifications, and availability are subject to change without notice, and do not include certain fees, taxes and charges that may be required by law or vary by manufacturer or region. Performance figures are guidelines only, and actual performance may vary. Photos may not represent actual vehicles or exact configurations. Content based on report preparer's input is subject to the accuracy of the input provided.
Data Version: 19053. Data Updated: 31-Aug-2022 6:57:00 PDT PM.